

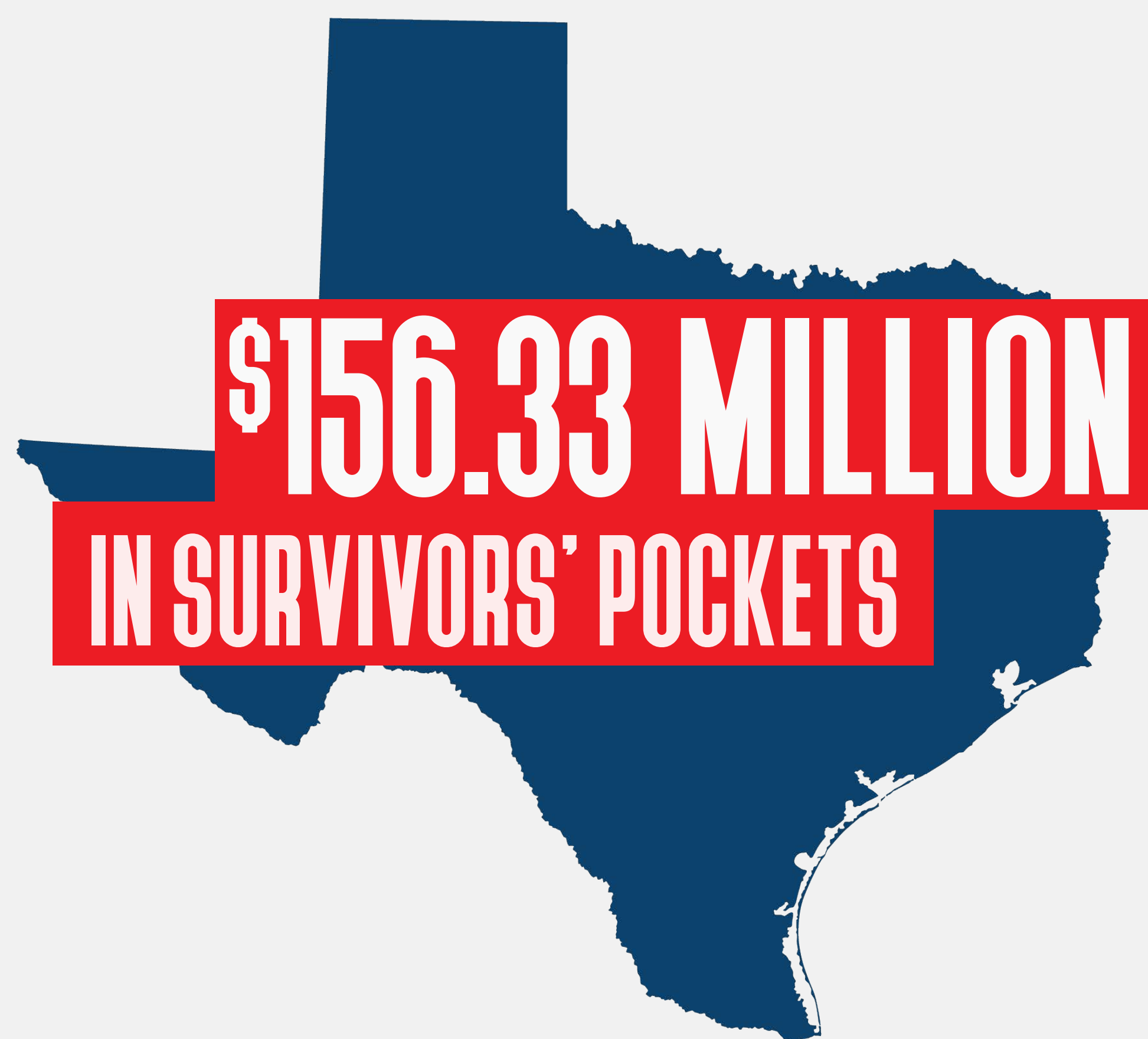
Aransas County Recovery

Hurricane Harvey: County Updates



FEMA

all totals as of March 30, 2018



7,305 
APPROVED
REGISTRATIONS
FOR INDIVIDUAL ASSISTANCE

99.7% HOME
INSPECTIONS
COMPLETED



**NATIONAL
FLOOD
INSURANCE
PROGRAM**
as of 1/12/18 **(NFIP)**

Claims **2,387**

Paid
\$27.54 MILLION

**PUBLIC
ASSISTANCE**

Provides grants to Government organizations
and certain private nonprofits.



6 **PROJECTS**
OBLIGATED



\$32.9 MILLION
FEDERALLY FUNDED

Housing and
other disaster
related expenses: **\$28.93 MIL**

additionally

Direct **203** **214** total
Housing **HOUSED** **95%** complete

Small Business Administration (SBA)

Loans
Approved: **1,268** for **\$99.86 MIL**

83 HOUSEHOLDS
IN FEMA
FUNDED HOTELS



Austin County Recovery

Hurricane Harvey: County Updates



FEMA

all totals as of March 30, 2018



323 
APPROVED
REGISTRATIONS
FOR INDIVIDUAL ASSISTANCE

100% HOME
INSPECTIONS
COMPLETED



**NATIONAL
FLOOD
INSURANCE
PROGRAM
(NFIP)**

Claims **85**

Paid
\$2.19 MILLION


**PUBLIC
ASSISTANCE**

Provides grants to Government organizations
and certain private nonprofits.



1

PROJECTS
OBLIGATED



\$6 THOUSAND
FEDERALLY FUNDED

Housing and
other disaster
related expenses:

\$1.16 MIL

additionally

**Direct
Housing**

3

HOUSED

7 total

43% complete

Small Business Administration (SBA)

Loans
Approved: **25** for **\$1.53 MIL**

4

**HOUSEHOLDS
IN FEMA
FUNDED HOTELS**



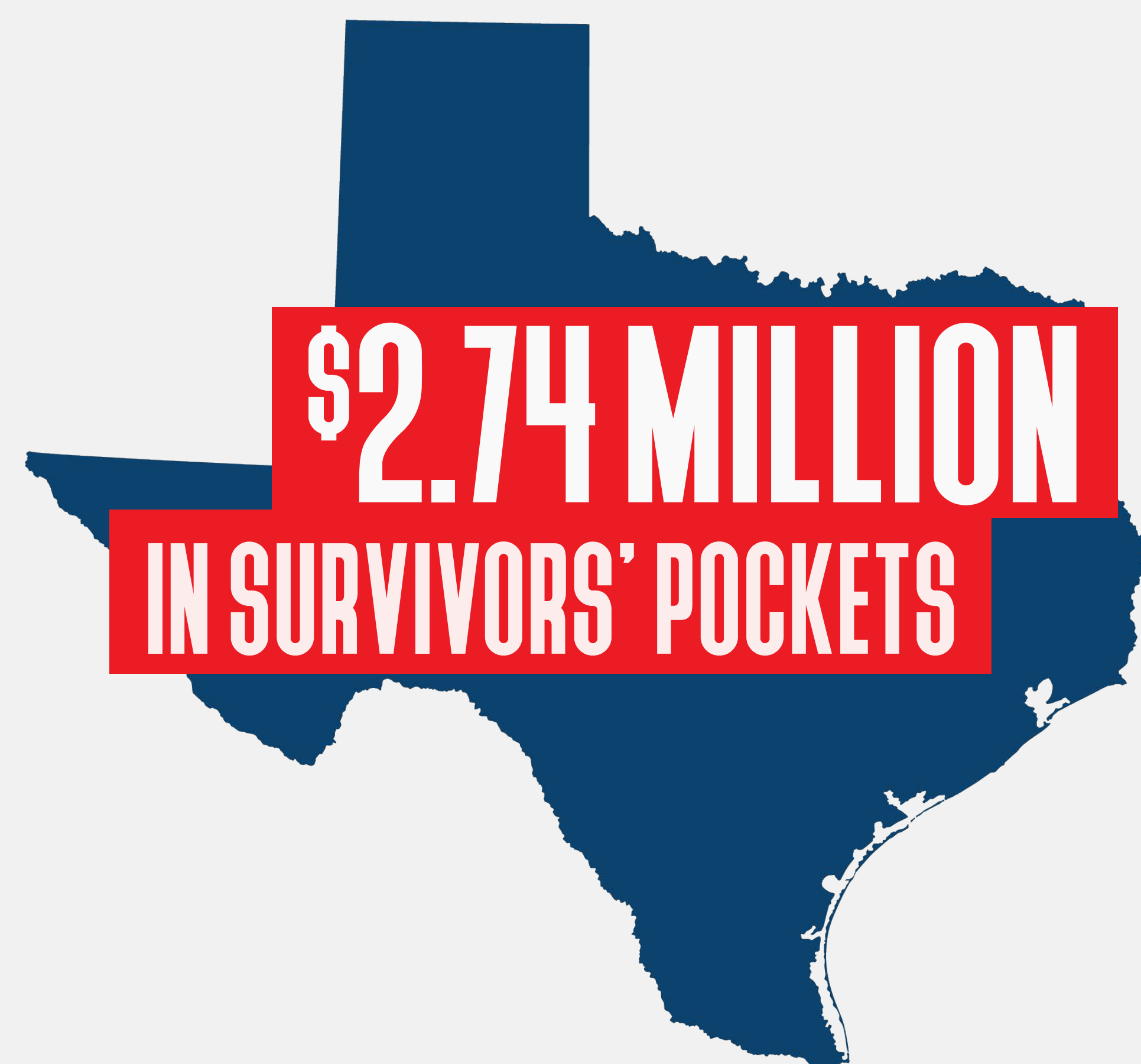
Bastrop County Recovery

Hurricane Harvey: County Updates



FEMA

all totals as of March 30, 2018



287 
APPROVED
REGISTRATIONS
FOR INDIVIDUAL ASSISTANCE

99.6% HOME
INSPECTIONS
COMPLETED



**NATIONAL
FLOOD
INSURANCE
PROGRAM
(NFIP)**

Claims **36**

Paid
\$861 THOUSAND

**PUBLIC
ASSISTANCE**

Provides grants to Government organizations
and certain private nonprofits.



2 PROJECTS
OBLIGATED



\$27 THOUSAND
FEDERALLY FUNDED

Housing and
other disaster
related expenses: **\$783 THOUSAND**

additionally

**Direct
Housing**

N/A

Small Business Administration (SBA)

Loans
Approved: **29** for **\$1.10 MIL**

3

HOUSEHOLDS
IN FEMA
FUNDED HOTELS



Bee County Recovery

Hurricane Harvey: County Updates



FEMA

all totals as of March 30, 2018



606 
APPROVED
REGISTRATIONS
FOR INDIVIDUAL ASSISTANCE

100% **HOME**
INSPECTIONS
COMPLETED



NATIONAL
FLOOD
INSURANCE
PROGRAM
(NFIP)

Claims **19**

Paid
\$0




PUBLIC
ASSISTANCE

Provides grants to Government organizations
and certain private nonprofits.



0

PROJECTS
OBLIGATED



\$0

FEDERALLY FUNDED

Housing and
other disaster
related expenses:
additionally

\$833 THOUSAND

Direct
Housing

N/A

Small Business Administration (SBA)

Loans
Approved: **59** for **\$2.19 MIL**

1

HOUSEHOLDS
IN FEMA
FUNDED HOTELS



Brazoria County Recovery

Hurricane Harvey: County Updates



FEMA

all totals as of March 30, 2018



18,762 
APPROVED
REGISTRATIONS
FOR INDIVIDUAL ASSISTANCE

99.8% HOME
INSPECTIONS
COMPLETED



**NATIONAL
FLOOD
INSURANCE
PROGRAM
(NFIP)**

Claims **4,794**


Paid
\$234.04 MILLION

**PUBLIC
ASSISTANCE**

Provides grants to Government organizations
and certain private nonprofits.



4 **PROJECTS**
OBLIGATED



\$1.7 MILLION
FEDERALLY FUNDED

Housing and
other disaster
related expenses:
additionally

\$72.18 MIL

Direct **174** **216** total
Housing **HOUSED** **81%** complete

Small Business Administration (SBA)

Loans
Approved: **1,793** for **\$132.13 MIL**

217 **HOUSEHOLDS**
IN FEMA
FUNDED HOTELS



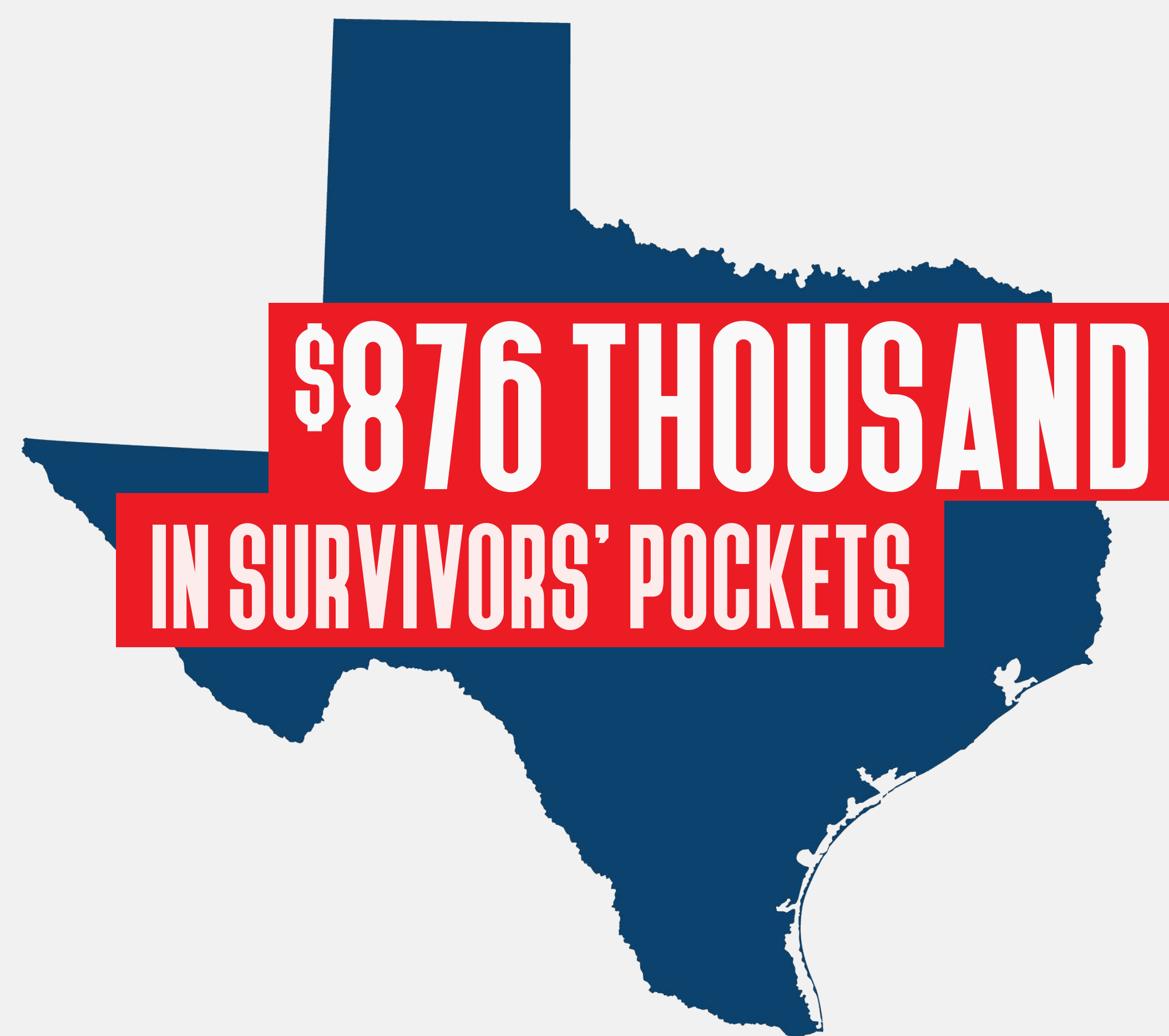
Caldwell County Recovery

Hurricane Harvey: County Updates



FEMA

all totals as of March 30, 2018



63 
APPROVED
REGISTRATIONS
FOR INDIVIDUAL ASSISTANCE

100% HOME
INSPECTIONS
COMPLETED



**NATIONAL
FLOOD
INSURANCE
PROGRAM
(NFIP)**

Claims **2**


Paid
\$15 THOUSAND

**PUBLIC
ASSISTANCE**

Provides grants to Government organizations
and certain private nonprofits.



0 **PROJECTS**
OBLIGATED



\$0
FEDERALLY FUNDED

Housing and
other disaster
related expenses: **\$295 THOUSAND**
additionally

**Direct
Housing** **N/A**

Small Business Administration (SBA)

Loans
Approved: **15** for **\$566 THOUSAND**

0

**HOUSEHOLDS
IN FEMA
FUNDED HOTELS**



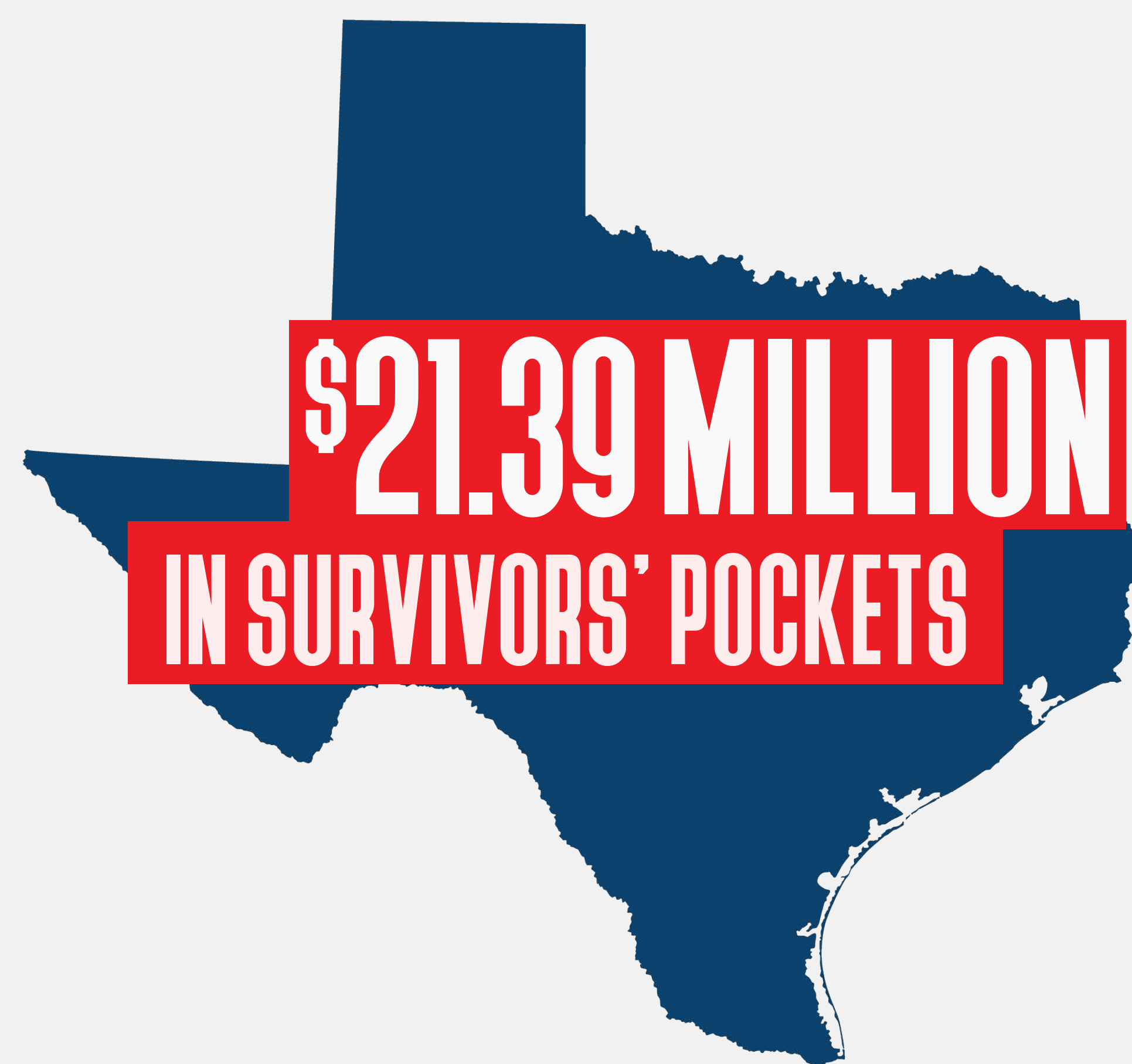
Calhoun County Recovery

Hurricane Harvey: County Updates



FEMA

all totals as of March 30, 2018



2,937 
APPROVED
REGISTRATIONS
FOR INDIVIDUAL ASSISTANCE

99.9% HOME
INSPECTIONS
COMPLETED



**NATIONAL
FLOOD
INSURANCE
PROGRAM
(NFIP)**

Claims **258**

Paid
\$2.14 MILLION

**PUBLIC
ASSISTANCE**

Provides grants to Government organizations
and certain private nonprofits.



2 PROJECT
OBLIGATED



**\$250 THOUSAND
FEDERALLY FUNDED**

Housing and
other disaster
related expenses:
additionally

\$4.80 MIL

Direct **2** **5** total
Housing HOUSED 40% complete

Small Business Administration (SBA)

Loans
Approved: **276** for **\$14.45 MIL**

16 HOUSEHOLDS
IN FEMA
FUNDED HOTELS



Chambers County Recovery

Hurricane Harvey: County Updates



FEMA

all totals as of March 30, 2018



3,216 
APPROVED
REGISTRATIONS
FOR INDIVIDUAL ASSISTANCE

99.9% HOME
INSPECTIONS
COMPLETED



**NATIONAL
FLOOD
INSURANCE
PROGRAM
(NFIP)**

Claims **702**

Paid
\$42.95 MILLION

**PUBLIC
ASSISTANCE**

Provides grants to Government organizations
and certain private nonprofits.



1

**PROJECT
OBLIGATED**



**\$5 THOUSAND
FEDERALLY FUNDED**

Housing and
other disaster
related expenses: **\$25.30 MIL**
additionally

Direct **56** **68** total
Housing **HOUSED** **82%** complete

Small Business Administration (SBA)

Loans
Approved: **665** for **\$57.06 MIL**

53 HOUSEHOLDS
IN FEMA
FUNDED HOTELS



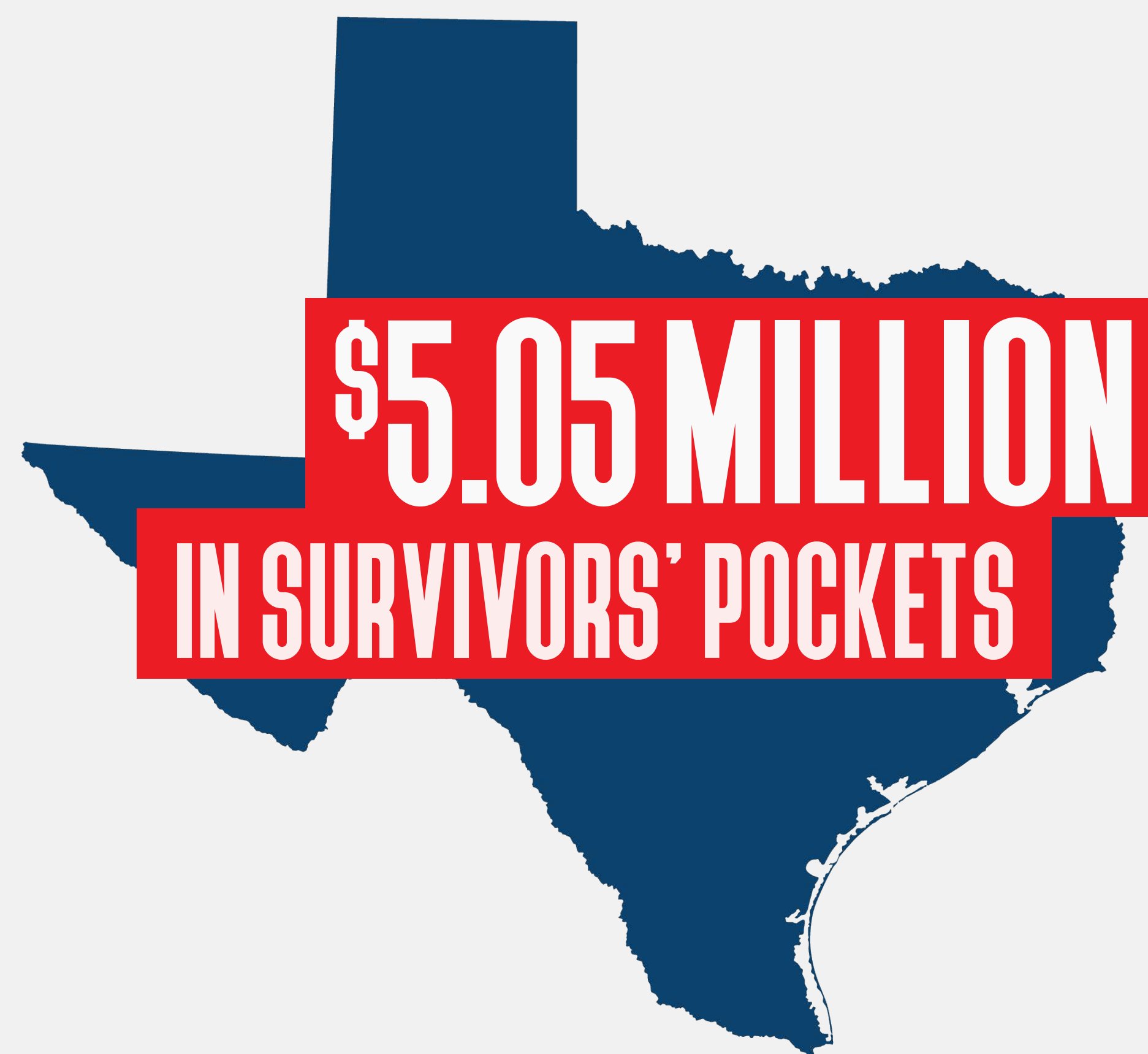
Colorado County Recovery

Hurricane Harvey: County Updates



FEMA

all totals as of March 30, 2018



431 
APPROVED
REGISTRATIONS
FOR INDIVIDUAL ASSISTANCE

99.8% HOME
INSPECTIONS
COMPLETED



NATIONAL FLOOD INSURANCE PROGRAM (NFIP)

Claims **29**

Paid
\$1.45 MILLION

PUBLIC ASSISTANCE

Provides grants to Government organizations
and certain private nonprofits.



0

PROJECTS
OBLIGATED



\$0
FEDERALLY FUNDED

Housing and
other disaster
related expenses:
additionally

\$1.60 MIL

Direct
Housing

0
HOUSED

2 total
0% complete

Small Business Administration (SBA)

Loans
Approved: **30** for **\$2.00 MIL**

24 HOUSEHOLDS
IN FEMA
FUNDED HOTELS



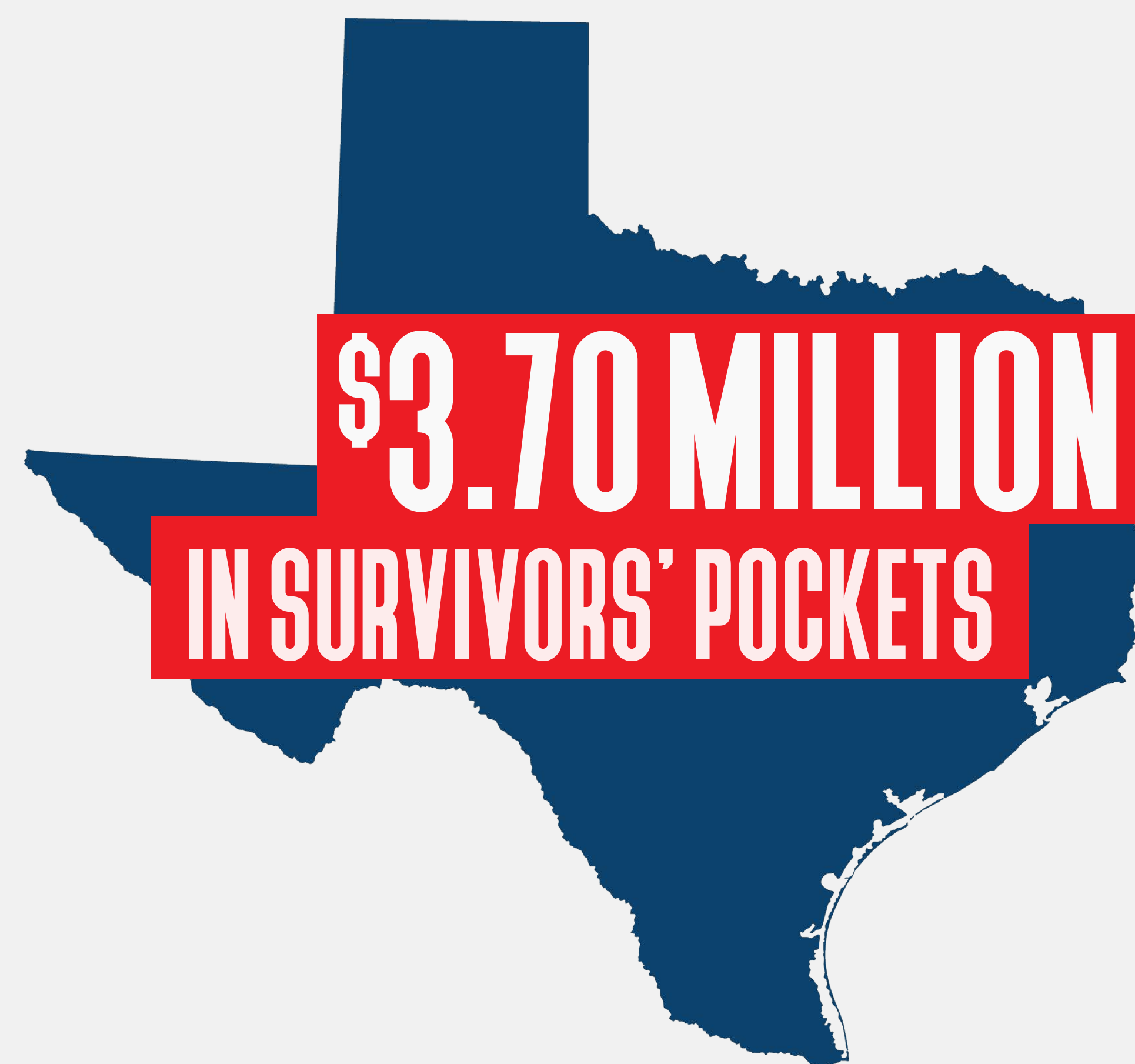
DeWitt County Recovery

Hurricane Harvey: County Updates



FEMA

all totals as of March 30, 2018



380 
APPROVED
REGISTRATIONS
FOR INDIVIDUAL ASSISTANCE

100% HOME
INSPECTIONS
COMPLETED



NATIONAL FLOOD INSURANCE PROGRAM (NFIP)

Claims **24**


Paid
\$678 THOUSAND

PUBLIC ASSISTANCE

Provides grants to Government organizations
and certain private nonprofits.



2 PROJECTS
OBLIGATED



\$475 THOUSAND
FEDERALLY FUNDED

Housing and
other disaster
related expenses: **\$755 THOUSAND**
additionally

Direct
Housing **N/A**

Small Business Administration (SBA)

Loans
Approved: **44** for **\$2.27 MIL**

4 HOUSEHOLDS
IN FEMA
FUNDED HOTELS



Fayette County Recovery

Hurricane Harvey: County Updates



FEMA

all totals as of March 30, 2018



398 
APPROVED
REGISTRATIONS
FOR INDIVIDUAL ASSISTANCE

100% HOME
INSPECTIONS
COMPLETED



**NATIONAL
FLOOD
INSURANCE
PROGRAM
(NFIP)**

Claims **50**

Paid
\$2.88 MILLION

**PUBLIC
ASSISTANCE**

Provides grants to Government organizations
and certain private nonprofits.



0

PROJECTS
OBLIGATED



\$0
FEDERALLY FUNDED

Housing and
other disaster
related expenses:
additionally

\$4.93 MIL

Direct **12** **31** total
Housing **HOUSED** **39%** complete

Small Business Administration (SBA)

Loans
Approved: **59** for **\$5.28 MIL**

22 HOUSEHOLDS
IN FEMA
FUNDED HOTELS



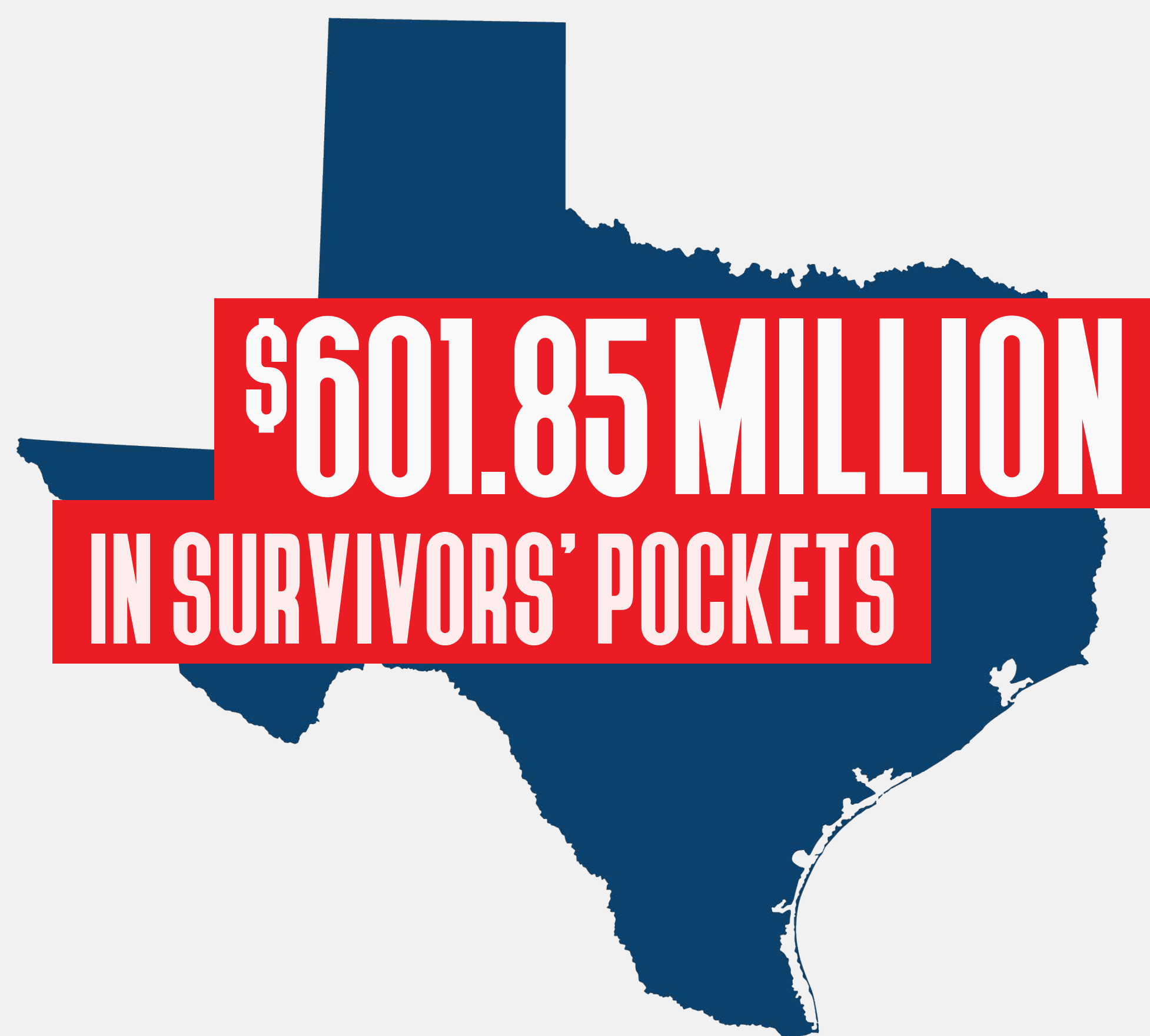
Fort Bend County Recovery

Hurricane Harvey: County Updates



FEMA

all totals as of March 30, 2018



22,875 
APPROVED
REGISTRATIONS
FOR INDIVIDUAL ASSISTANCE

99.8% HOME
INSPECTIONS
COMPLETED



**NATIONAL
FLOOD
INSURANCE
PROGRAM
(NFIP)**

Claims **3,799**


Paid
\$203.53 MILLION

**PUBLIC
ASSISTANCE**

Provides grants to Government organizations
and certain private nonprofits.



3 PROJECTS
OBLIGATED



\$5.1 MILLION
FEDERALLY FUNDED

Housing and
other disaster
related expenses:
additionally

\$94.75 MIL

Direct **53** **89** total
Housing **HOUSED** **60%** complete

Small Business Administration (SBA)

Loans
Approved: **3,346** for **\$303.57 MIL**

129 HOUSEHOLDS
IN FEMA
FUNDED HOTELS



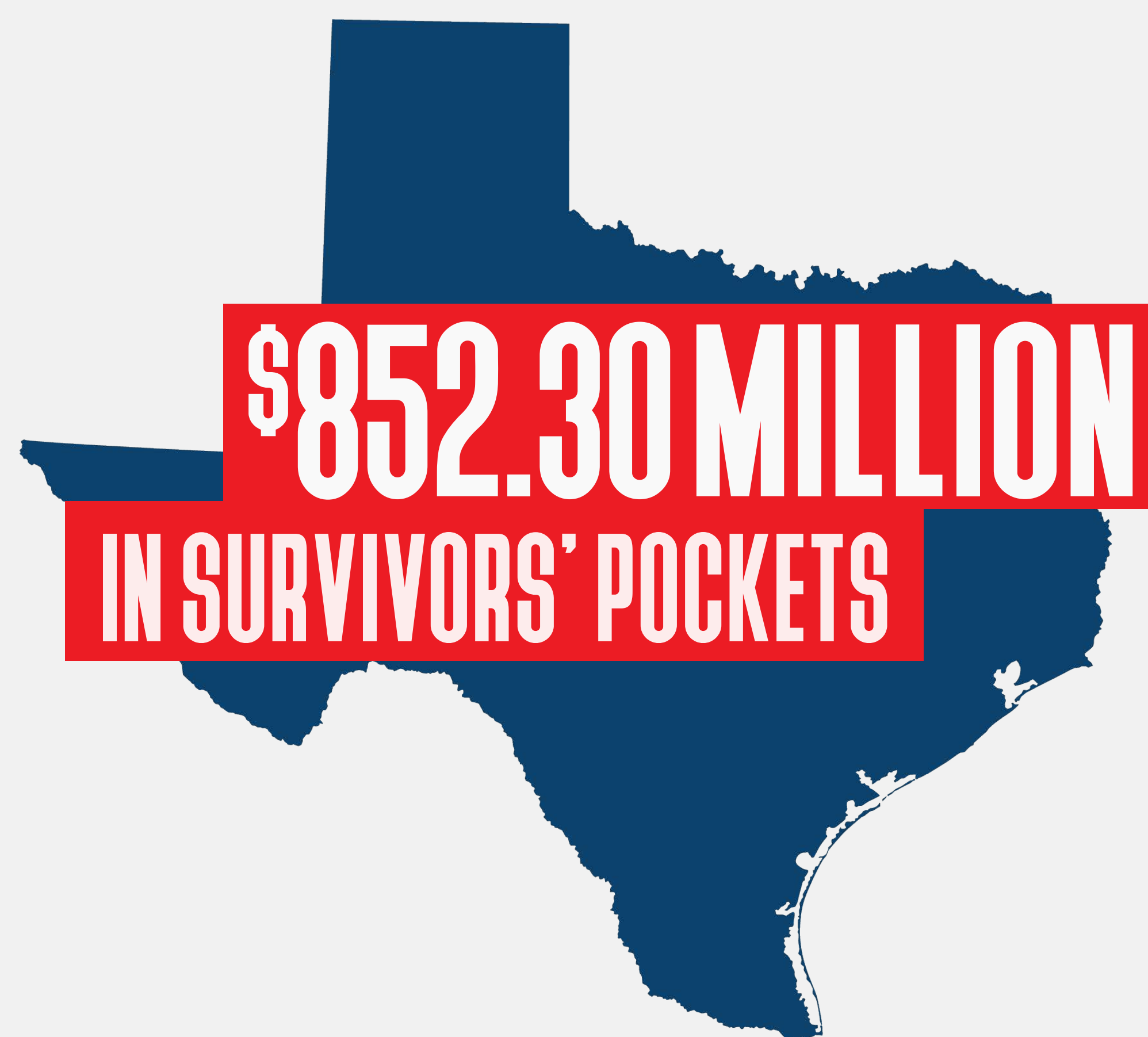
Galveston County Recovery

Hurricane Harvey: County Updates




FEMA

all totals as of March 30, 2018



20,531



APPROVED
REGISTRATIONS
FOR INDIVIDUAL ASSISTANCE

99.8% HOME
INSPECTIONS
COMPLETED



**NATIONAL
FLOOD
INSURANCE
PROGRAM
(NFIP)**

Claims **8,358**


Paid
\$492.81 MILLION

**PUBLIC
ASSISTANCE**

Provides grants to Government organizations
and certain private nonprofits.



10 PROJECTS
OBLIGATED



\$14.6 MILLION
FEDERALLY FUNDED

Housing and
other disaster
related expenses:

\$104.92 MIL

additionally

Direct
Housing

142
HOUSED

198 total

72% complete

Small Business Administration (SBA)

Loans
Approved: **3,206** for **\$254.57 MIL**

372

HOUSEHOLDS
IN FEMA
FUNDED HOTELS



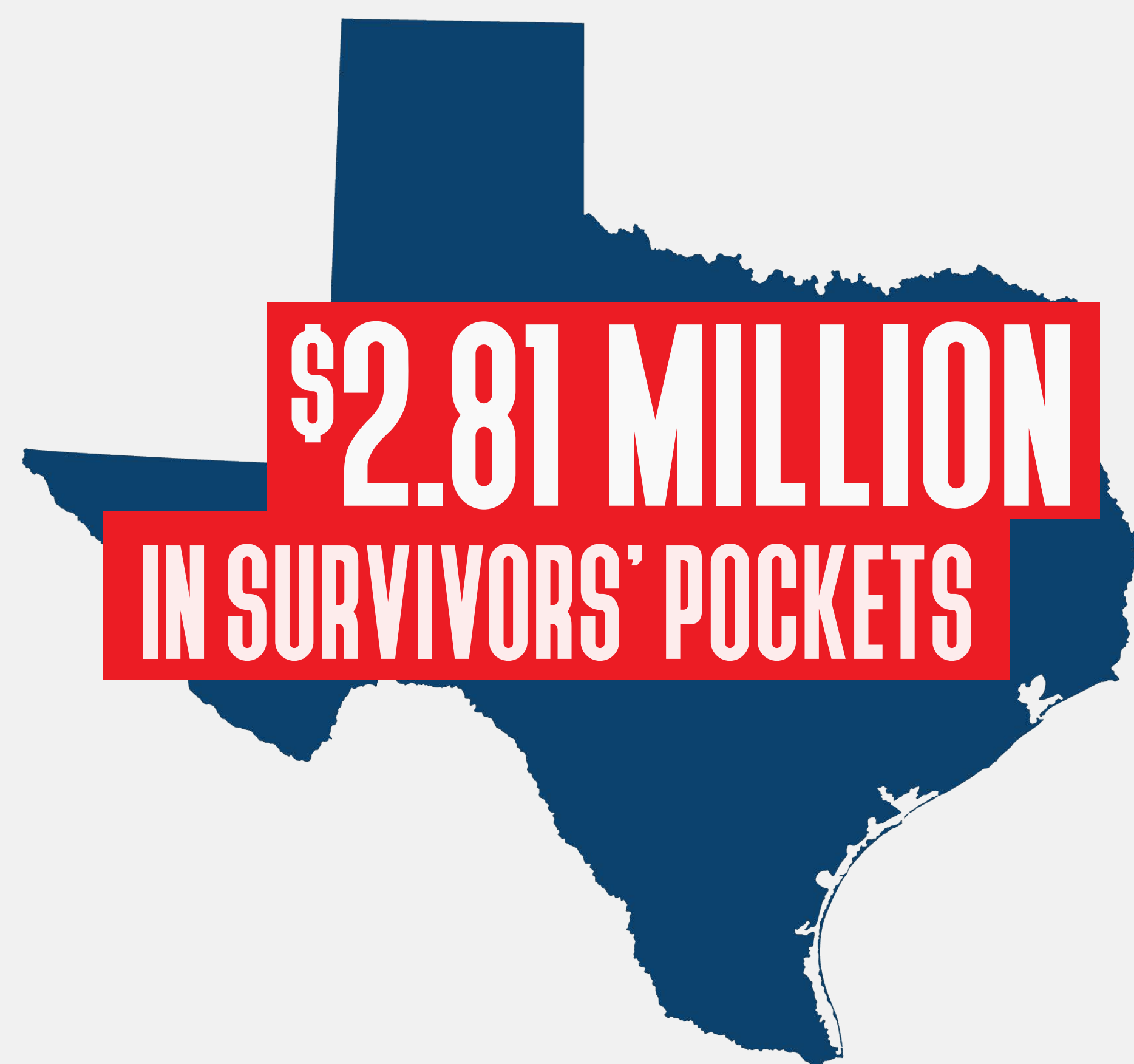
Goliad County Recovery

Hurricane Harvey: County Updates



FEMA

all totals as of March 30, 2018



361 
APPROVED
REGISTRATIONS
FOR INDIVIDUAL ASSISTANCE

99.4% HOME
INSPECTIONS
COMPLETED



NATIONAL FLOOD INSURANCE PROGRAM (NFIP)

Claims **1**



Paid
\$0

PUBLIC ASSISTANCE

Provides grants to Government organizations and certain private nonprofits.



0 PROJECTS
OBLIGATED



\$0
FEDERALLY FUNDED

Housing and other disaster related expenses: **\$678 THOUSAND**
additionally

Direct **0** **1** total
Housing HOUSED **0%** complete

Small Business Administration (SBA)

Loans
Approved: **54** for **\$2.14 MIL**

4 HOUSEHOLDS
IN FEMA
FUNDED HOTELS 

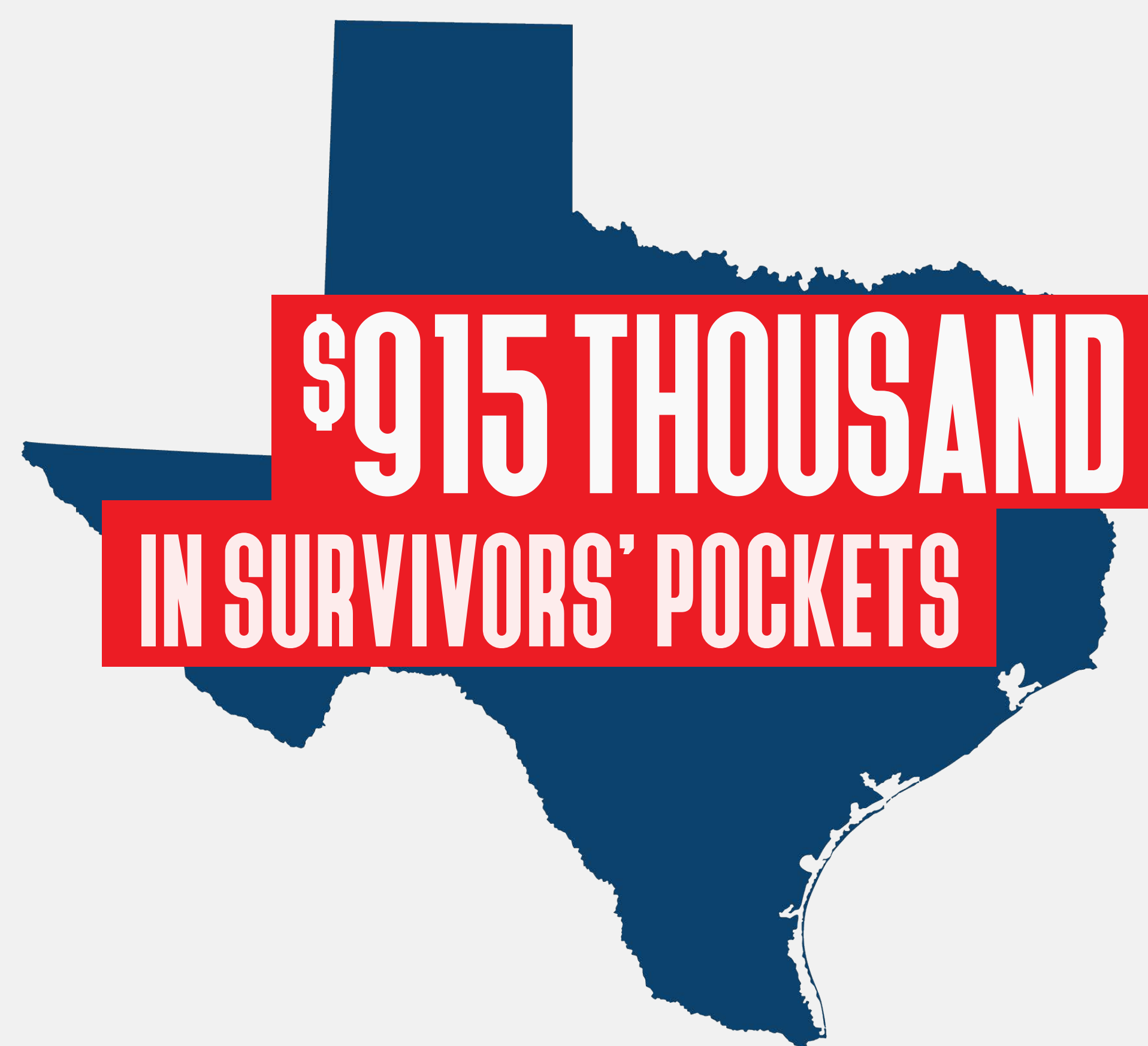
Gonzales County Recovery

Hurricane Harvey: County Updates



FEMA

all totals as of March 30, 2018



169 
APPROVED
REGISTRATIONS
FOR INDIVIDUAL ASSISTANCE

99.7% HOME
INSPECTIONS
COMPLETED



**NATIONAL
FLOOD
INSURANCE
PROGRAM
(NFIP)**

Claims **3**

Paid
\$160 THOUSAND


**PUBLIC
ASSISTANCE**

Provides grants to Government organizations
and certain private nonprofits.



0

PROJECTS
OBLIGATED



\$0
FEDERALLY FUNDED

Housing and
other disaster
related expenses: **\$298 THOUSAND**
additionally

**Direct
Housing**

N/A

Small Business Administration (SBA)

Loans
Approved: **11** for **\$457 THOUSAND**

0

**HOUSEHOLDS
IN FEMA
FUNDED HOTELS**



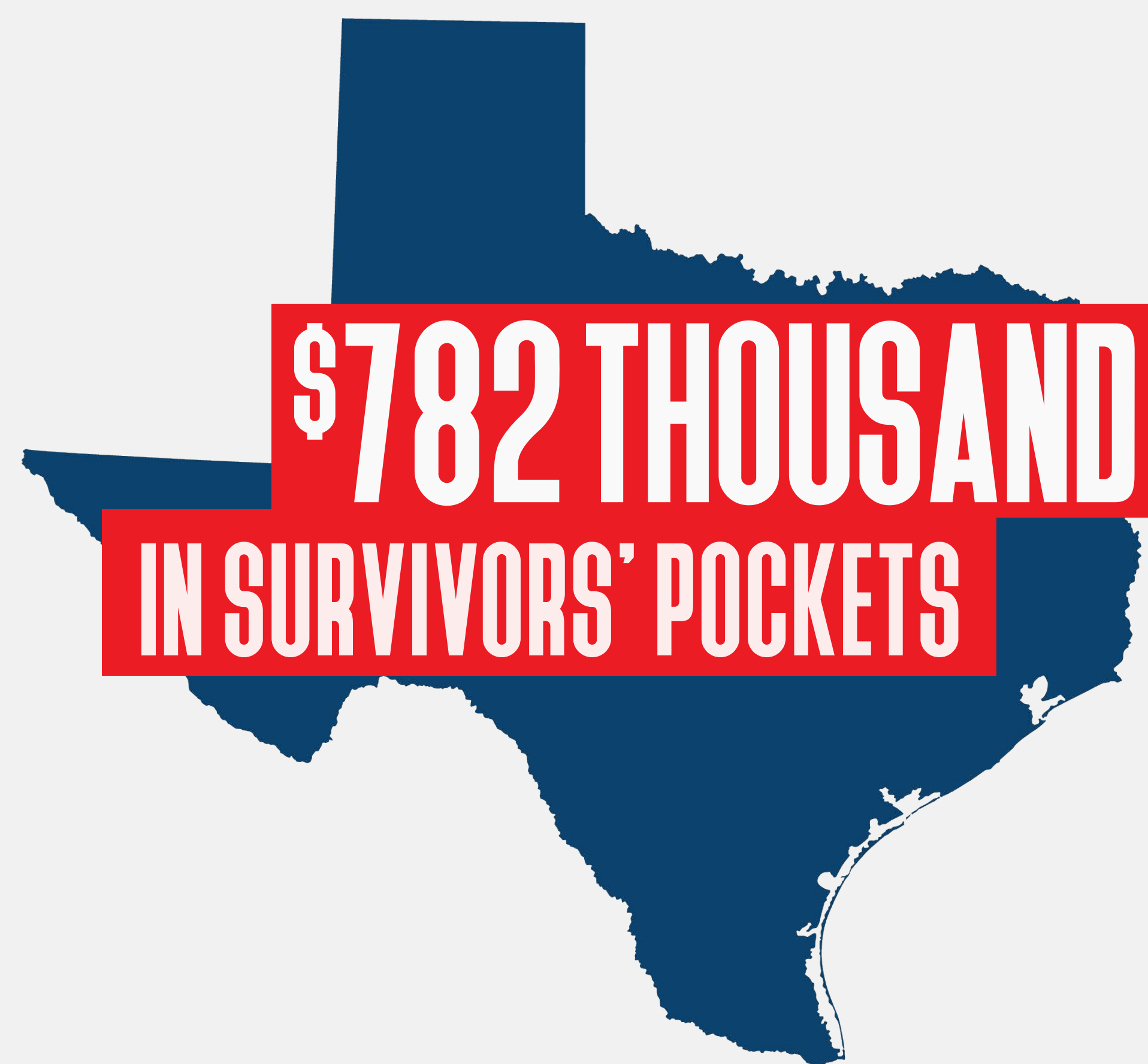
Grimes County Recovery

Hurricane Harvey: County Updates



FEMA

all totals as of March 30, 2018



128 
APPROVED
REGISTRATIONS
FOR INDIVIDUAL ASSISTANCE

98.4% HOME
INSPECTIONS
COMPLETED



**NATIONAL
FLOOD
INSURANCE
PROGRAM
(NFIP)**

Claims **8**

Paid
\$34 THOUSAND

**PUBLIC
ASSISTANCE**

Provides grants to Government organizations
and certain private nonprofits.



0

PROJECTS
OBLIGATED



\$0
FEDERALLY FUNDED

Housing and
other disaster
related expenses: **\$614 THOUSAND**
additionally

Direct
Housing **N/A**

Small Business Administration (SBA)

Loans
Approved: **5** for **\$134 THOUSAND**

5 HOUSEHOLDS
IN FEMA
FUNDED HOTELS



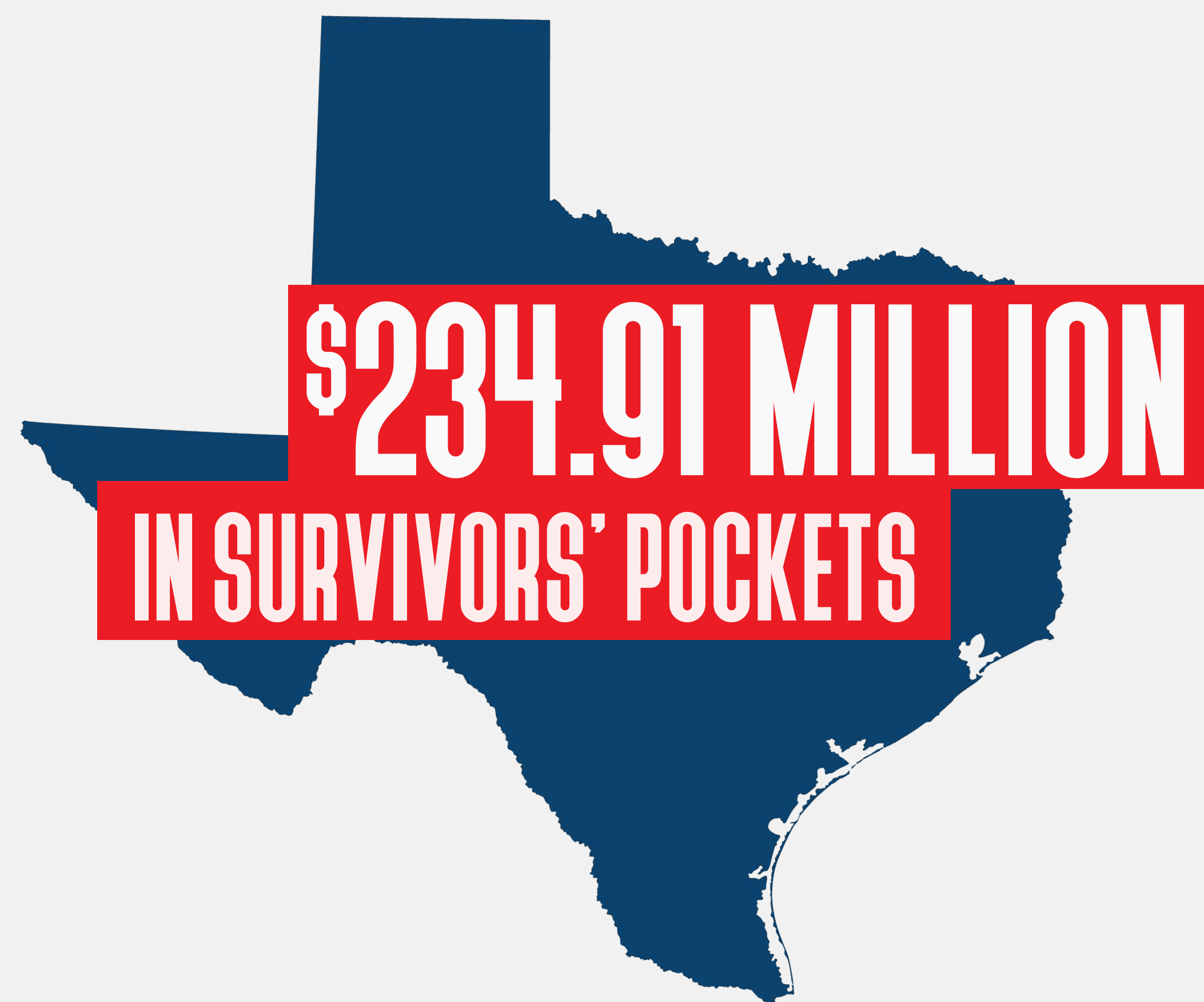
Hardin County Recovery

Hurricane Harvey: County Updates



FEMA

all totals as of March 30, 2018



4,734 
APPROVED
REGISTRATIONS
FOR INDIVIDUAL ASSISTANCE

99.9% HOME
INSPECTIONS
COMPLETED



NATIONAL FLOOD INSURANCE PROGRAM (NFIP)

Claims **798**

Paid
\$90.31 MILLION

PUBLIC ASSISTANCE

Provides grants to Government organizations
and certain private nonprofits.



5 PROJECTS
OBLIGATED



\$2.5 MILLION
FEDERALLY FUNDED

Housing and
other disaster
related expenses: **\$34.97 MIL**
additionally

Direct **230** **262** total
Housing **HOUSED** **88%** complete

Small Business Administration (SBA)

Loans
Approved: **946** for **\$109.63 MIL**

31 HOUSEHOLDS
IN FEMA
FUNDED HOTELS



Harris County Recovery

Hurricane Harvey: County Updates




FEMA

all totals as of March 30, 2018



180,001



APPROVED
REGISTRATIONS
FOR INDIVIDUAL ASSISTANCE

99.9% HOME
INSPECTIONS
COMPLETED



**NATIONAL
FLOOD
INSURANCE
PROGRAM
(NFIP)**

Claims **47,035**

Paid
\$2.93 BILLION

**PUBLIC
ASSISTANCE**

Provides grants to Government organizations
and certain private nonprofits.



24 PROJECTS
OBLIGATED



\$255.9 MILLION
FEDERALLY FUNDED

Housing and
other disaster
related expenses: **\$747.89 MIL**
additionally

Direct **324** **660** total
Housing **HOUSED** **49%** complete
excludes the city of Houston at this time

Small Business Administration (SBA)

Loans
Approved: **17,120** for **\$1.39 BIL**

2,517 HOUSEHOLDS
IN FEMA
FUNDED HOTELS

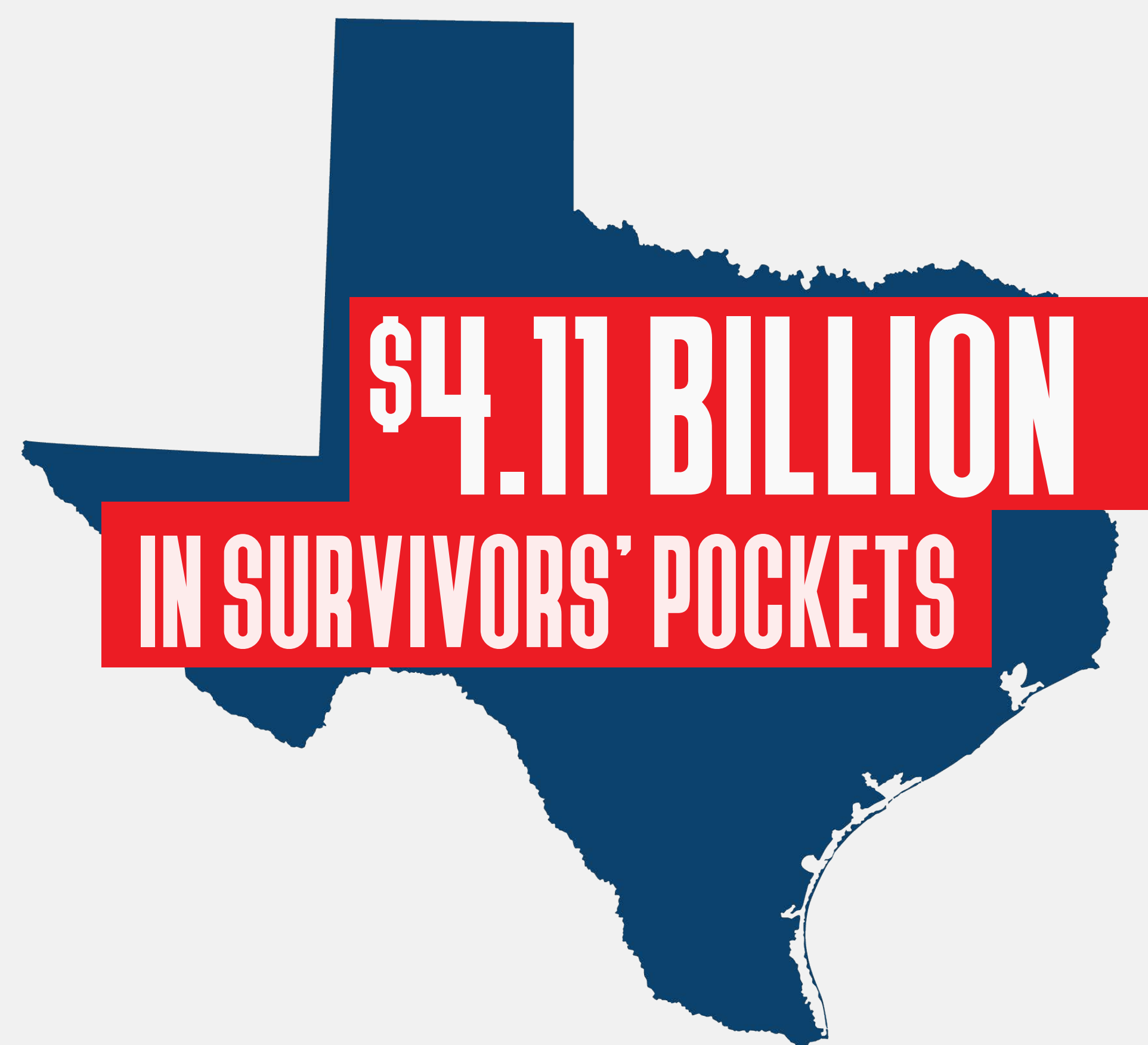
Houston Recovery

Hurricane Harvey: City Updates




FEMA

all totals as of March 30, 2018



135,507



APPROVED
REGISTRATIONS
FOR INDIVIDUAL ASSISTANCE

99.9% HOME
INSPECTIONS
COMPLETED



NATIONAL FLOOD INSURANCE PROGRAM (NFIP)

Claims **26,448**

Paid
\$2.72 BILLION

PUBLIC ASSISTANCE

Provides grants to Government organizations
and certain private nonprofits.



3 PROJECTS
OBLIGATED



\$181 MILLION
FEDERALLY FUNDED

Housing and
other disaster
related expenses: **\$521.37 MIL**
additionally

Direct **60** **741** total
Housing HOUSED 8% complete

Small Business Administration (SBA)

Loans
Approved: **11,051** for **\$878.04 MIL**

2,059 HOUSEHOLDS
IN FEMA
FUNDED HOTELS

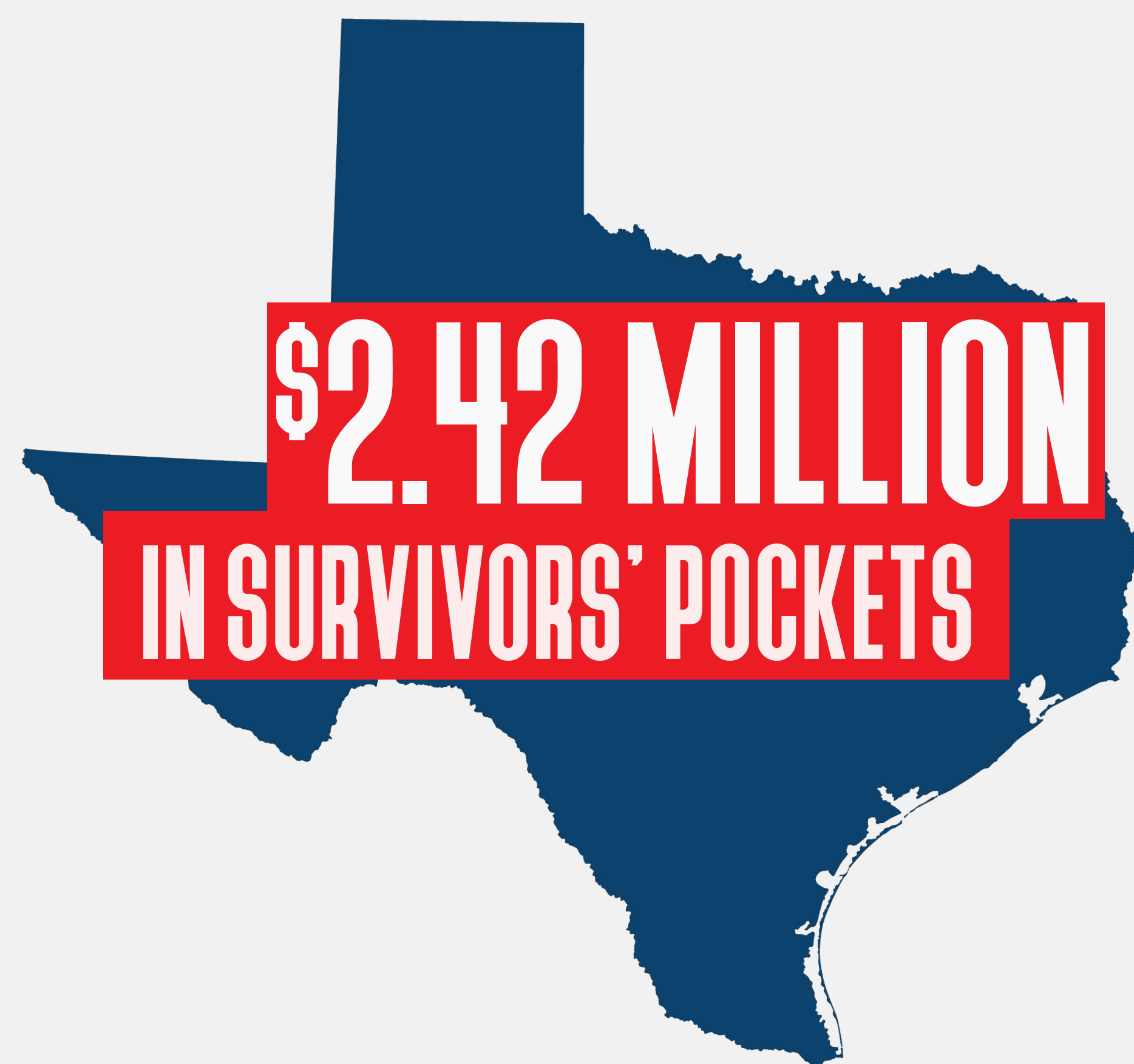
Jackson County Recovery

Hurricane Harvey: County Updates



FEMA

all totals as of March 30, 2018



778 
APPROVED
REGISTRATIONS
FOR INDIVIDUAL ASSISTANCE

99.8% HOME
INSPECTIONS
COMPLETED



**NATIONAL
FLOOD
INSURANCE
PROGRAM
(NFIP)**

Claims **29**

Paid
\$170 THOUSAND

**PUBLIC
ASSISTANCE**

Provides grants to Government organizations
and certain private nonprofits.



2 PROJECTS
OBLIGATED



\$31 THOUSAND
FEDERALLY FUNDED

Housing and
other disaster
related expenses: **\$704 THOUSAND**

additionally

Direct **0** **0 total**
Housing **HOUSED** **0% complete**

Small Business Administration (SBA)

Loans
Approved: **51** for **\$1.55 MIL**

3

**HOUSEHOLDS
IN FEMA
FUNDED HOTELS**



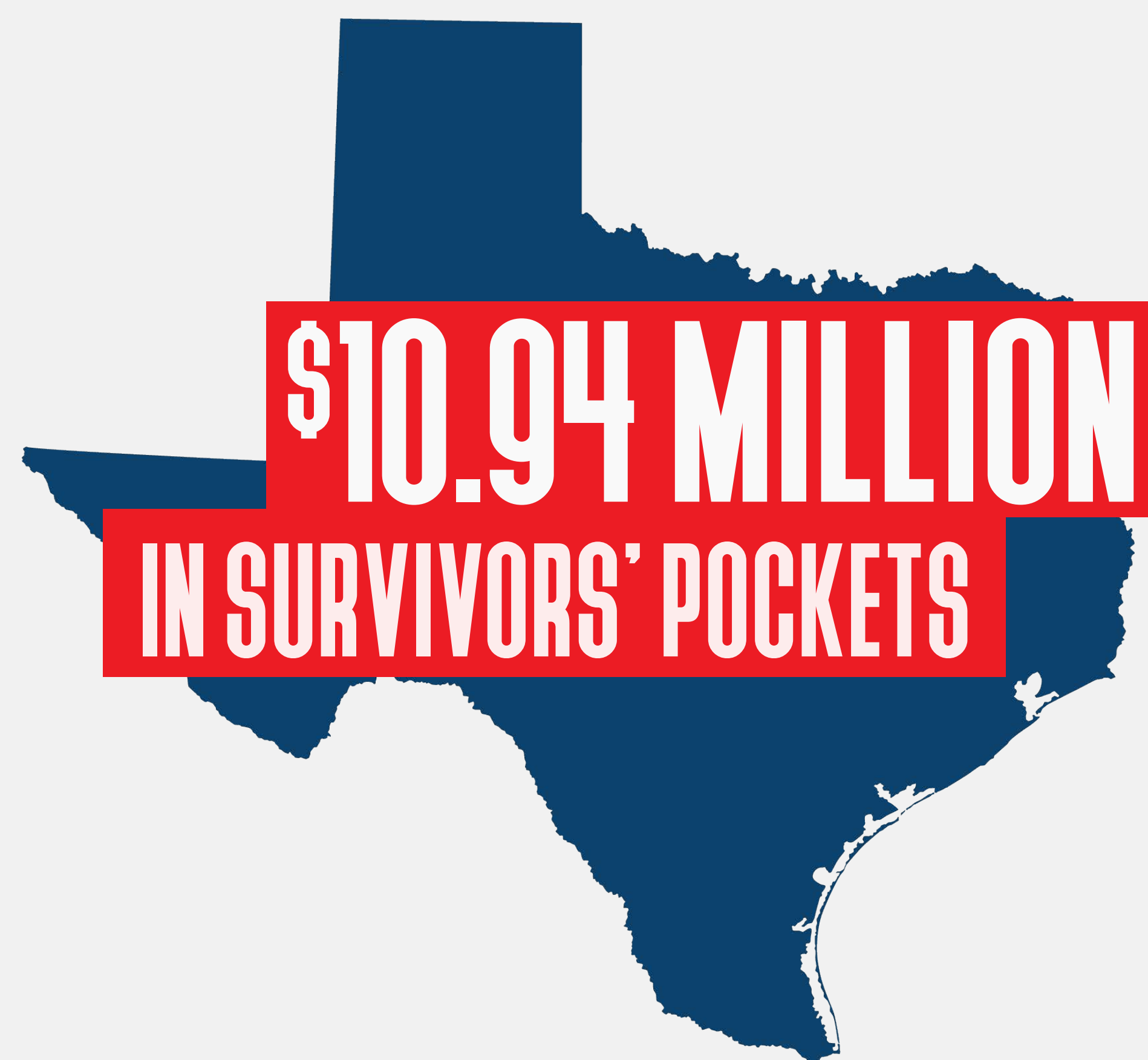
Jasper County Recovery

Hurricane Harvey: County Updates



FEMA

all totals as of March 30, 2018



1,589 
APPROVED
REGISTRATIONS
FOR INDIVIDUAL ASSISTANCE

99.7% HOME
INSPECTIONS
COMPLETED



**NATIONAL
FLOOD
INSURANCE
PROGRAM
(NFIP)**

Claims **67**

Paid
\$1.94 MILLION

**PUBLIC
ASSISTANCE**

Provides grants to Government organizations
and certain private nonprofits.



1 PROJECT
OBLIGATED



\$3 THOUSAND
FEDERALLY FUNDED

Housing and
other disaster
related expenses: **\$4.48 MIL**

additionally

Direct **8** **11** total
Housing HOUSED **73%** complete

Small Business Administration (SBA)

Loans
Approved: **84** for **\$4.52 MIL**

20 HOUSEHOLDS
IN FEMA
FUNDED HOTELS 

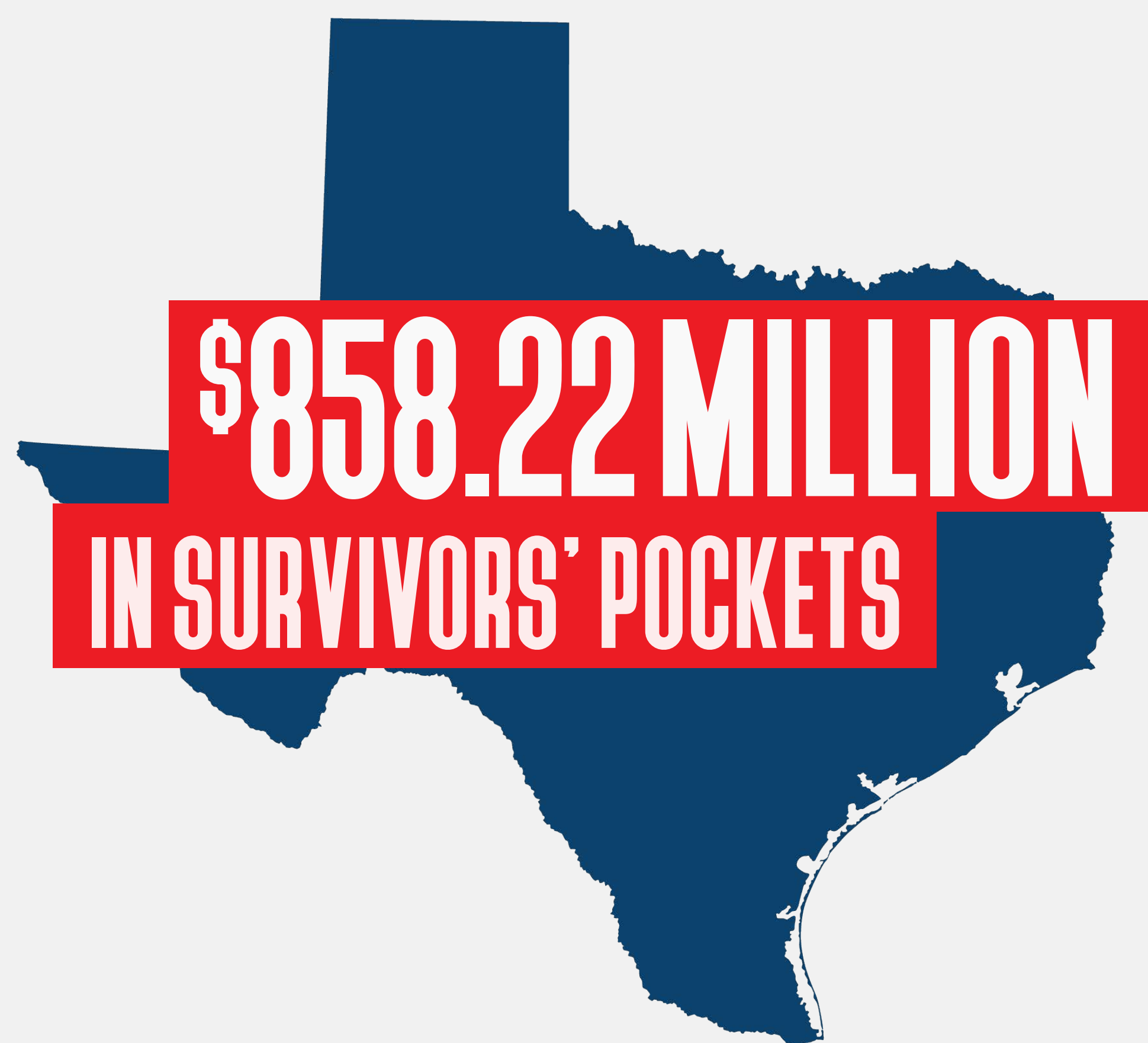
Jefferson County Recovery

Hurricane Harvey: County Updates



FEMA

all totals as of March 30, 2018



32,225 
APPROVED
REGISTRATIONS
FOR INDIVIDUAL ASSISTANCE

99.9% HOME
INSPECTIONS
COMPLETED



**NATIONAL
FLOOD
INSURANCE
PROGRAM
(NFIP)**

Claims **6,941**

Paid
\$391.99 MILLION

**PUBLIC
ASSISTANCE**

Provides grants to Government organizations
and certain private nonprofits.



6 **PROJECTS**
OBLIGATED



\$19.9 MILLION
FEDERALLY FUNDED

Housing and
other disaster
related expenses: **\$172.78 MIL**
additionally

Direct **604** **776** total
Housing **HOUSED** **78%** complete

Small Business Administration (SBA)

Loans
Approved: **3,771** for **\$293.45 MIL**

695 HOUSEHOLDS
IN FEMA
FUNDED HOTELS



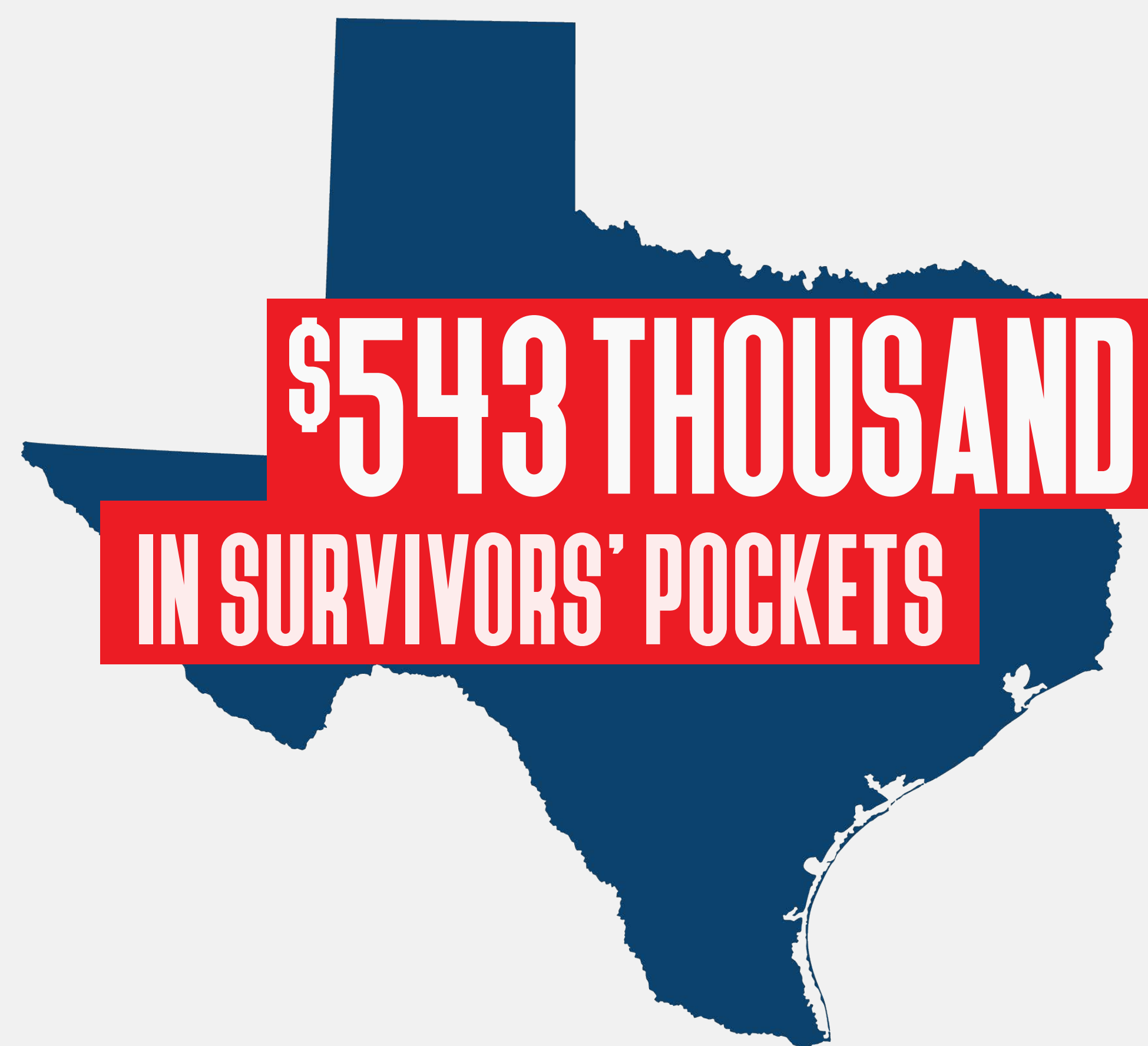
Karnes County Recovery

Hurricane Harvey: County Updates



FEMA

all totals as of March 30, 2018



109 
APPROVED
REGISTRATIONS
FOR INDIVIDUAL ASSISTANCE

100% HOME
INSPECTIONS
COMPLETED



**NATIONAL
FLOOD
INSURANCE
PROGRAM
(NFIP)**

Claims **0**

Paid
\$0

*17 policies are active

**PUBLIC
ASSISTANCE**

Provides grants to Government organizations
and certain private nonprofits.



1

PROJECTS
OBLIGATED



\$3 THOUSAND
FEDERALLY FUNDED

Housing and
other disaster
related expenses:
additionally

\$246 THOUSAND

**Direct
Housing**

N/A

Small Business Administration (SBA)

Loans
Approved: **9** for **\$297 THOUSAND**

0

HOUSEHOLDS
IN FEMA
FUNDED HOTELS



Kleberg County Recovery

Hurricane Harvey: County Updates



FEMA

all totals as of March 30, 2018



428 
APPROVED
REGISTRATIONS
FOR INDIVIDUAL ASSISTANCE

99.8% HOME
INSPECTIONS
COMPLETED



**NATIONAL
FLOOD
INSURANCE
PROGRAM
(NFIP)**

Claims **0**

Paid
\$0


*236 policies are active

**PUBLIC
ASSISTANCE**

Provides grants to Government organizations
and certain private nonprofits.



0 **PROJECTS**
OBLIGATED



\$0
FEDERALLY FUNDED

Housing and
other disaster
related expenses:
additionally

\$430 THOUSAND

**Direct
Housing**

N/A

Small Business Administration (SBA)

Loans
Approved: **11** for **\$309 THOUSAND**



**HOUSEHOLDS
IN FEMA
FUNDED HOTELS**



Lavaca County Recovery

Hurricane Harvey: County Updates



FEMA

all totals as of March 30, 2018



102 
APPROVED
REGISTRATIONS
FOR INDIVIDUAL ASSISTANCE

100% HOME
INSPECTIONS
COMPLETED



**NATIONAL
FLOOD
INSURANCE
PROGRAM
(NFIP)**

Claims **3**

Paid
\$0



**PUBLIC
ASSISTANCE**

Provides grants to Government organizations
and certain private nonprofits.



2 PROJECTS
OBLIGATED



\$11 THOUSAND
FEDERALLY FUNDED

Housing and
other disaster
related expenses: **\$139 THOUSAND**
additionally

Direct
Housing **N/A**

Small Business Administration (SBA)

Loans
Approved: **16** for **\$776 THOUSAND**

1 HOUSEHOLDS
IN FEMA
FUNDED HOTELS



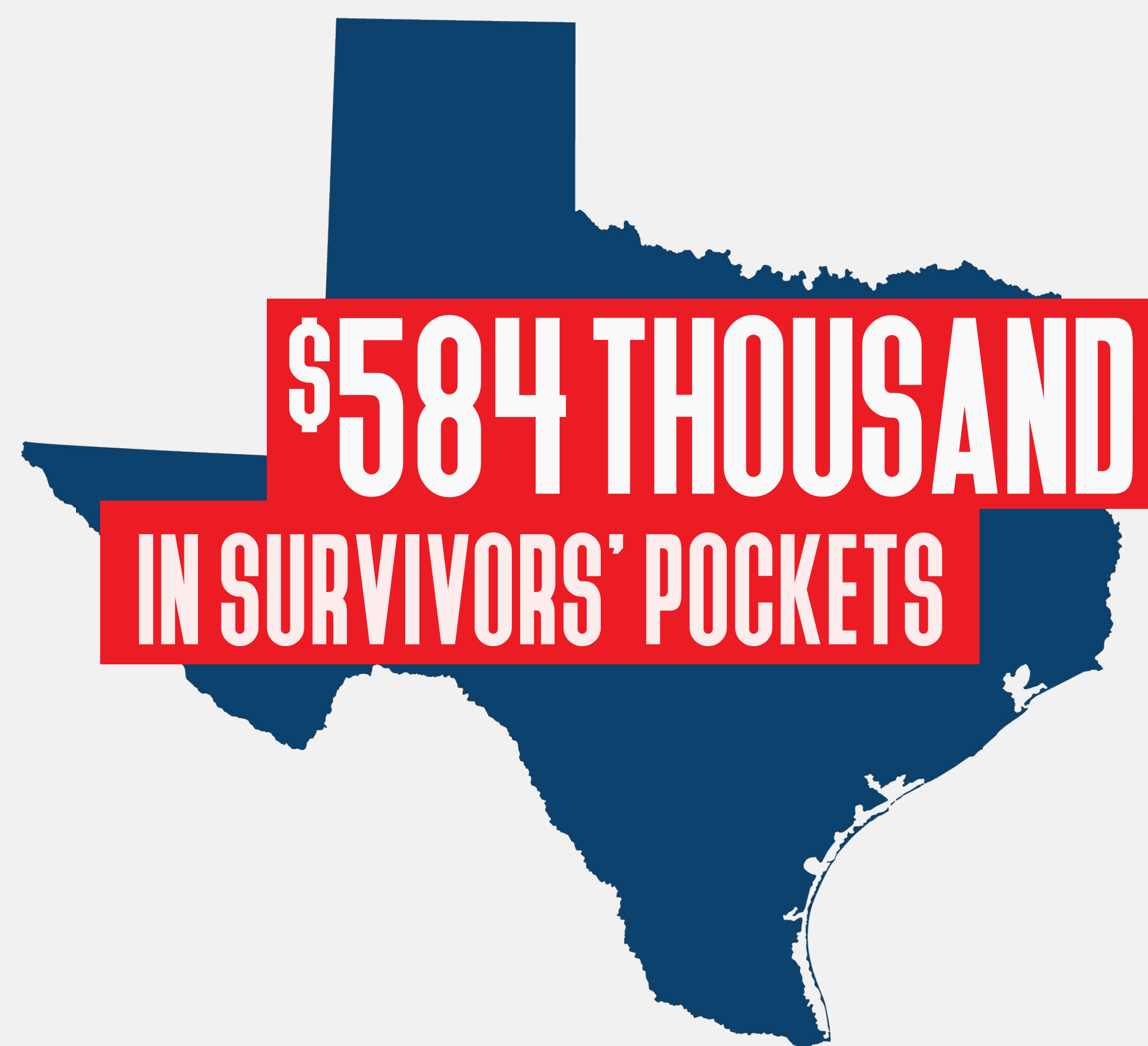
Lee County Recovery

Hurricane Harvey: County Updates



FEMA

all totals as of March 30, 2018



82 
APPROVED
REGISTRATIONS
FOR INDIVIDUAL ASSISTANCE

98.8% HOME
INSPECTIONS
COMPLETED



**NATIONAL
FLOOD
INSURANCE
PROGRAM
(NFIP)**

Claims **11**


Paid
\$157 THOUSAND

**PUBLIC
ASSISTANCE**

Provides grants to Government organizations
and certain private nonprofits.



0 **PROJECTS**
OBLIGATED



\$0
FEDERALLY FUNDED

Housing and
other disaster
related expenses: **\$292 THOUSAND**
additionally

**Direct
Housing** **N/A**

Small Business Administration (SBA)

Loans
Approved: **3** for **\$135 THOUSAND**

0 **HOUSEHOLDS
IN FEMA
FUNDED HOTELS**



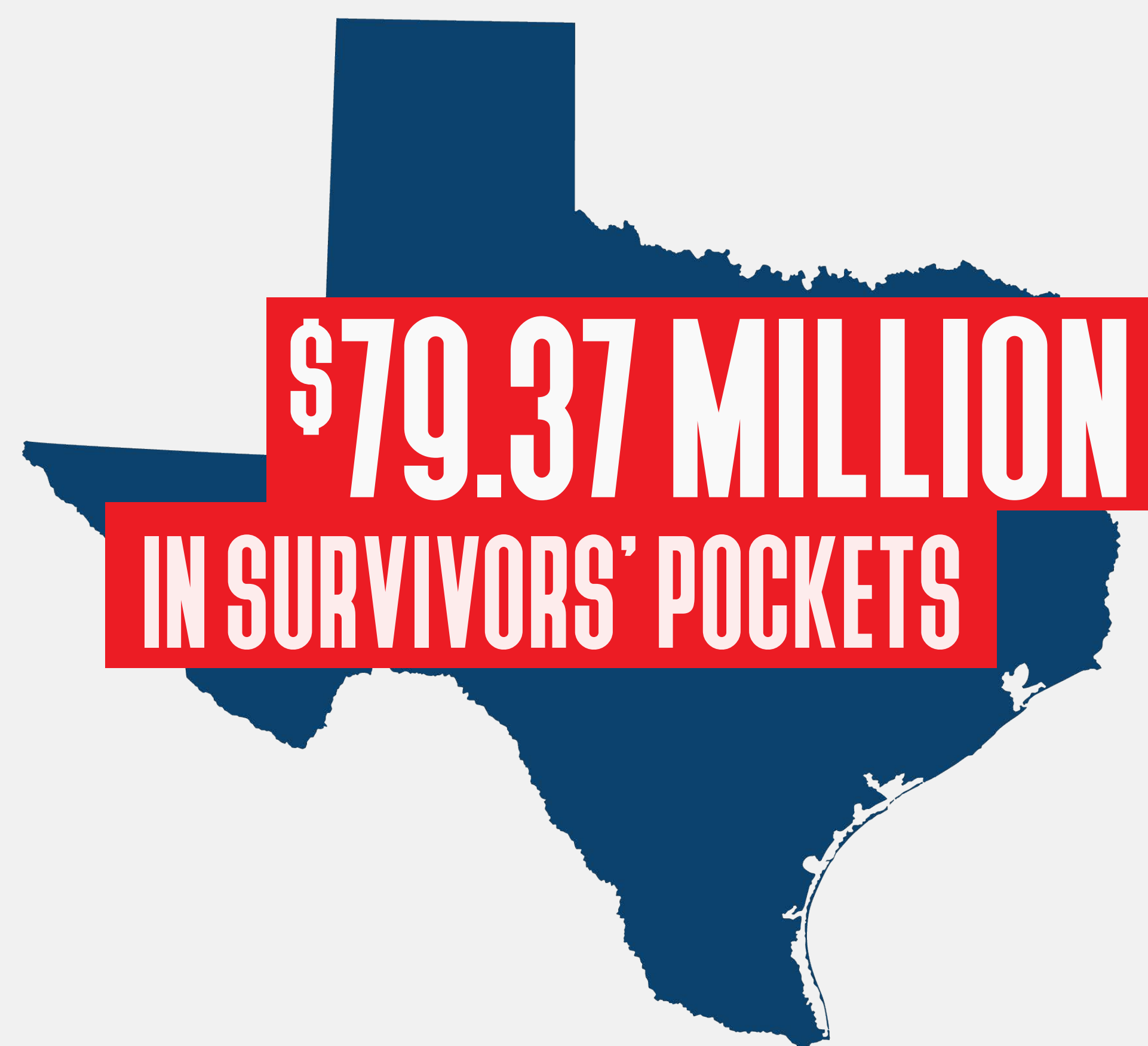
Liberty County Recovery

Hurricane Harvey: County Updates



FEMA

all totals as of March 30, 2018



4,968 
APPROVED
REGISTRATIONS
FOR INDIVIDUAL ASSISTANCE

99.8% HOME
INSPECTIONS
COMPLETED



NATIONAL FLOOD INSURANCE PROGRAM (NFIP)

Claims **548**

Paid
\$20.86 MILLION

PUBLIC ASSISTANCE

Provides grants to Government organizations
and certain private nonprofits.



2 PROJECTS
OBLIGATED



\$1.2 MILLION
FEDERALLY FUNDED

Housing and
other disaster
related expenses: **\$28.86 MIL**

additionally

Direct **38** **56** total
Housing HOUSED 68% complete

Small Business Administration (SBA)

Loans
Approved: **463** for **\$29.65 MIL**

76 HOUSEHOLDS
IN FEMA
FUNDED HOTELS 

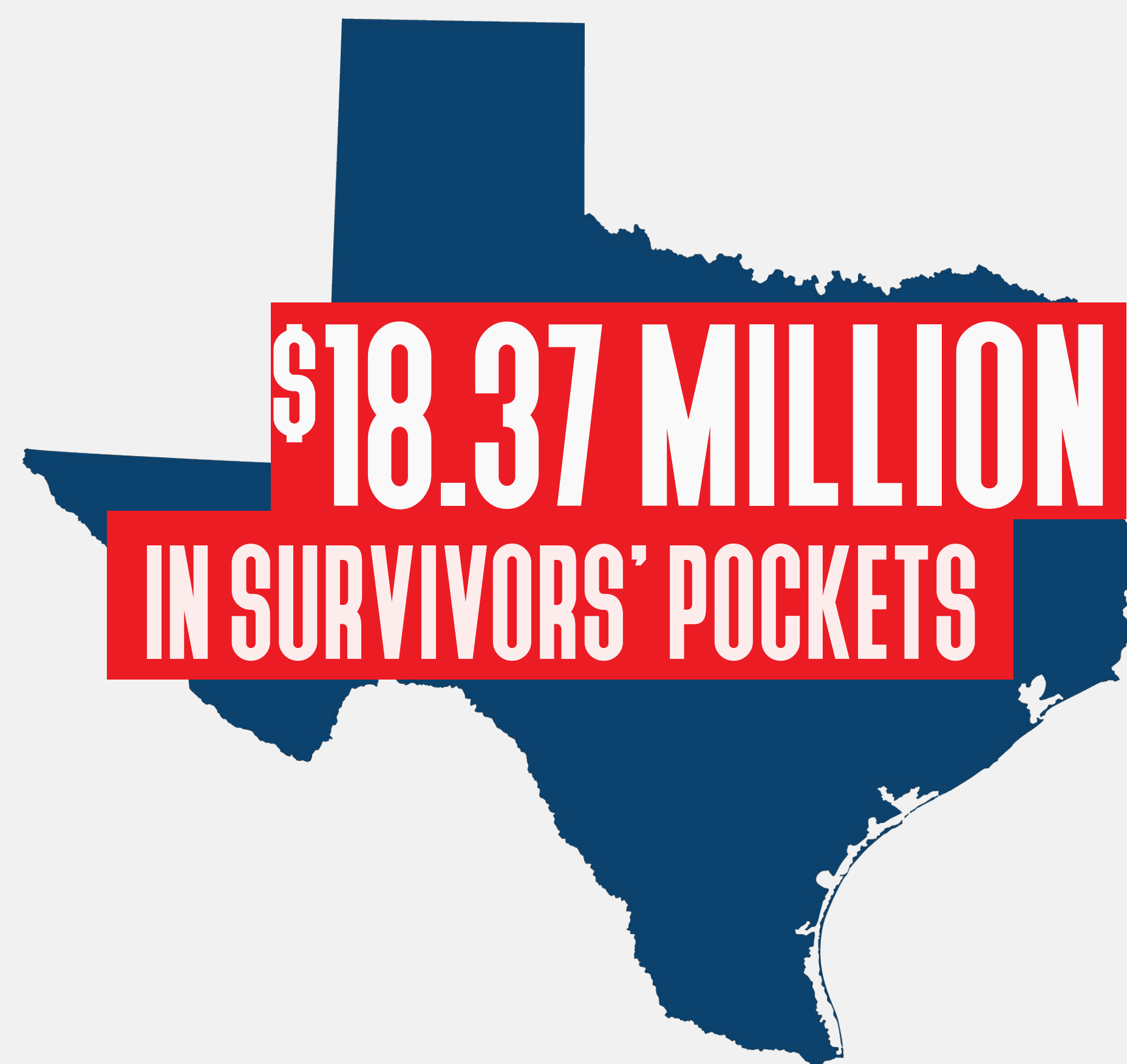
Matagorda County Recovery

Hurricane Harvey: County Updates



FEMA

all totals as of March 30, 2018



4,839 
APPROVED
REGISTRATIONS
FOR INDIVIDUAL ASSISTANCE

99.9% HOME
INSPECTIONS
COMPLETED



NATIONAL FLOOD INSURANCE PROGRAM (NFIP)

Claims **294**

Paid
\$5.17 MILLION

PUBLIC ASSISTANCE

Provides grants to Government organizations
and certain private nonprofits.



0 PROJECTS
OBLIGATED



\$0
FEDERALLY FUNDED

Housing and
other disaster
related expenses: **\$5.64 MIL**

additionally

Direct **2** **5** total
Housing HOUSED 40% complete

Small Business Administration (SBA)

Loans
Approved: **134** for **\$7.56 MIL**

18

HOUSEHOLDS
IN FEMA
FUNDED HOTELS



Montgomery County Recovery

Hurricane Harvey: County Updates



FEMA

all totals as of March 30, 2018



7,704 
APPROVED
REGISTRATIONS
FOR INDIVIDUAL ASSISTANCE

99.8% HOME
INSPECTIONS
COMPLETED



NATIONAL FLOOD INSURANCE PROGRAM (NFIP)

Claims **2,320**

Paid
\$146.38 MILLION

PUBLIC ASSISTANCE

Provides grants to Government organizations
and certain private nonprofits.



3 PROJECTS
OBLIGATED



\$1.7 MILLION
FEDERALLY FUNDED

Housing and
other disaster
related expenses:
additionally

\$37.51 MIL

Direct **55** **137** total
Housing HOUSED **40%** complete

Small Business Administration (SBA)

Loans
Approved: **850** for **\$8.19 MIL**

121 HOUSEHOLDS
IN FEMA
FUNDED HOTELS



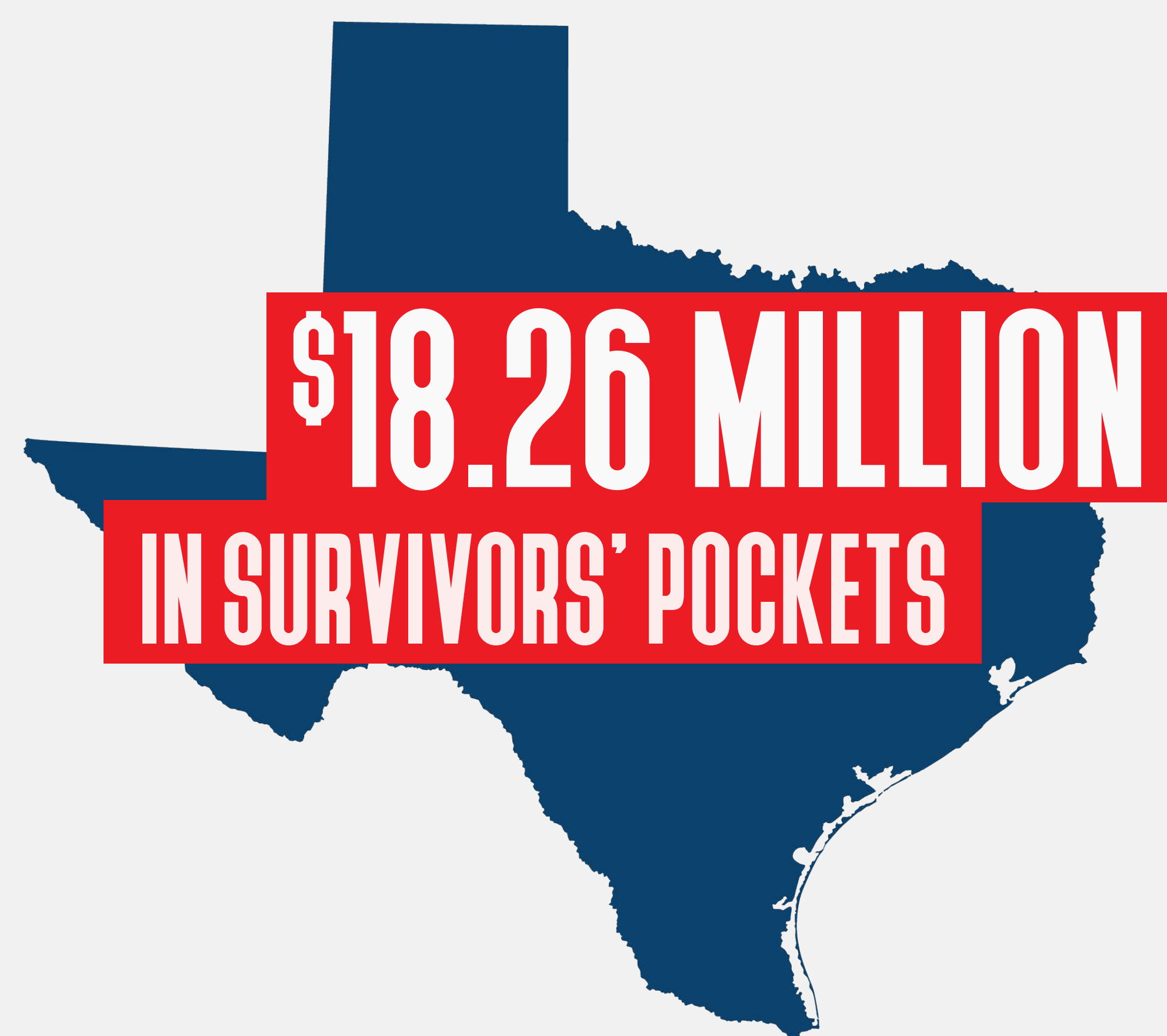
Newton County Recovery

Hurricane Harvey: County Updates



FEMA

all totals as of March 30, 2018



979 
APPROVED
REGISTRATIONS
FOR INDIVIDUAL ASSISTANCE

100% HOME
INSPECTIONS
COMPLETED



NATIONAL FLOOD INSURANCE PROGRAM (NFIP)

Claims **199**

Paid
\$7.23 MILLION

PUBLIC ASSISTANCE

Provides grants to Government organizations
and certain private nonprofits.



0 PROJECTS
OBLIGATED



\$0
FEDERALLY FUNDED

Housing and
other disaster
related expenses: **\$3.90 MIL**

additionally

Direct **20** **24** total
Housing HOUSED **83%** complete

Small Business Administration (SBA)

Loans
Approved: **92** for **\$7.13 MIL**

6

HOUSEHOLDS
IN FEMA
FUNDED HOTELS



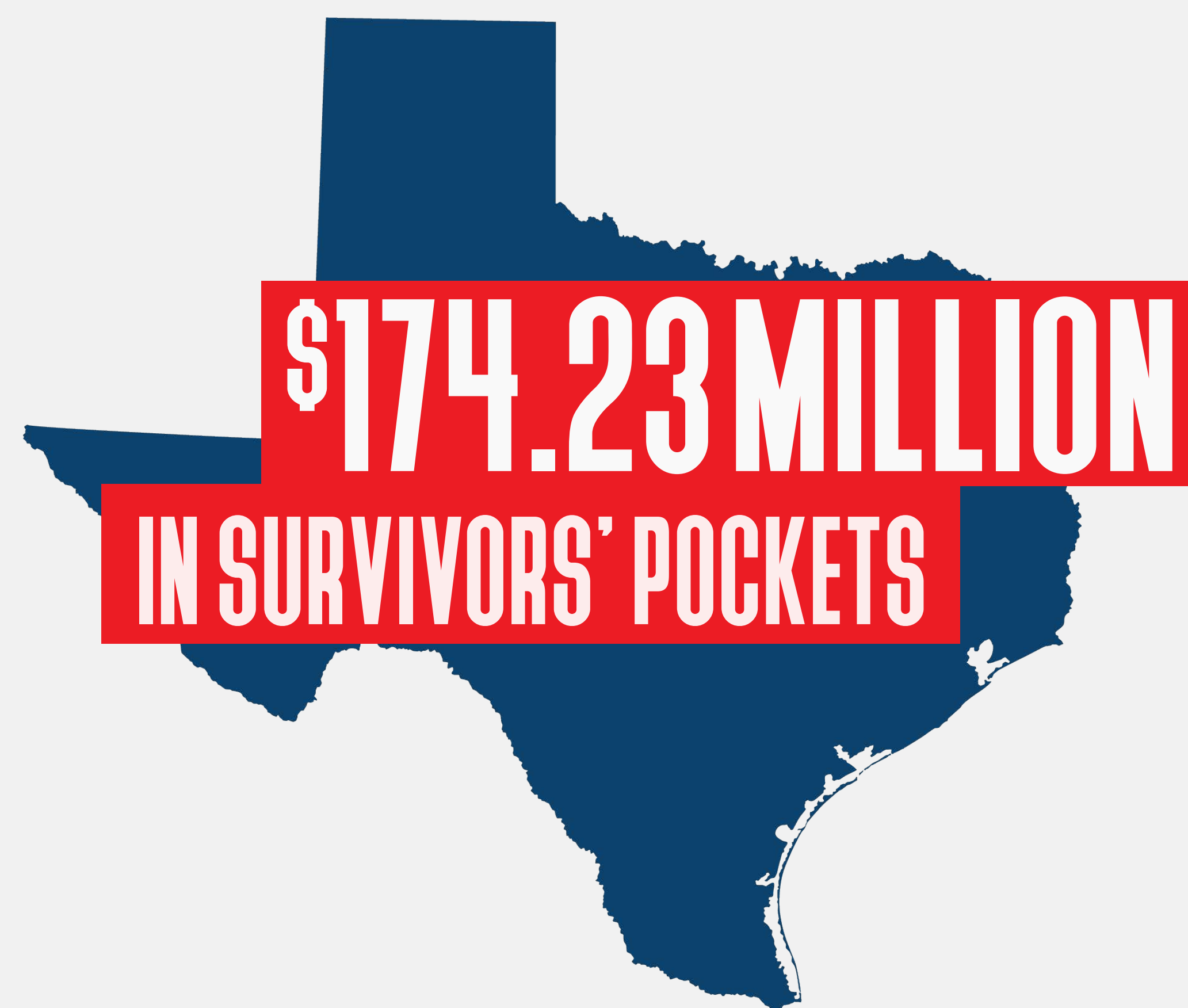
Nueces County Recovery

Hurricane Harvey: County Updates



FEMA

all totals as of March 30, 2018



14,060 
APPROVED
REGISTRATIONS
FOR INDIVIDUAL ASSISTANCE

99.8% HOME
INSPECTIONS
COMPLETED



NATIONAL FLOOD INSURANCE PROGRAM (NFIP)

Claims **3,586**

Paid
\$66.15 MILLION

PUBLIC ASSISTANCE

Provides grants to Government organizations
and certain private nonprofits.



5 PROJECTS
OBLIGATED



\$8.5 MILLION
FEDERALLY FUNDED

Housing and
other disaster
related expenses: **\$17.84 MIL**
additionally

Direct **12** **14** total
Housing HOUSED 86% complete

Small Business Administration (SBA)

Loans
Approved: **2,217** for **\$90.24 MIL**

71 HOUSEHOLDS
IN FEMA
FUNDED HOTELS 

Orange County Recovery

Hurricane Harvey: County Updates




FEMA

all totals as of March 30, 2018



17,598



APPROVED
REGISTRATIONS
FOR INDIVIDUAL ASSISTANCE

99.9% HOME
INSPECTIONS
COMPLETED



**NATIONAL
FLOOD
INSURANCE
PROGRAM
(NFIP)**

Claims **4,229**

Paid
\$270.23 MILLION

**PUBLIC
ASSISTANCE**

Provides grants to Government organizations
and certain private nonprofits.



3 PROJECTS
OBLIGATED



\$6.6 MILLION
FEDERALLY FUNDED

Housing and
other disaster
related expenses:
additionally

\$122.09 MIL

Direct
Housing

507
HOUSED

611 total

83% complete

Small Business Administration (SBA)

Loans
Approved: **3,041** for **\$277.03 MIL**

253

HOUSEHOLDS
IN FEMA
FUNDED HOTELS



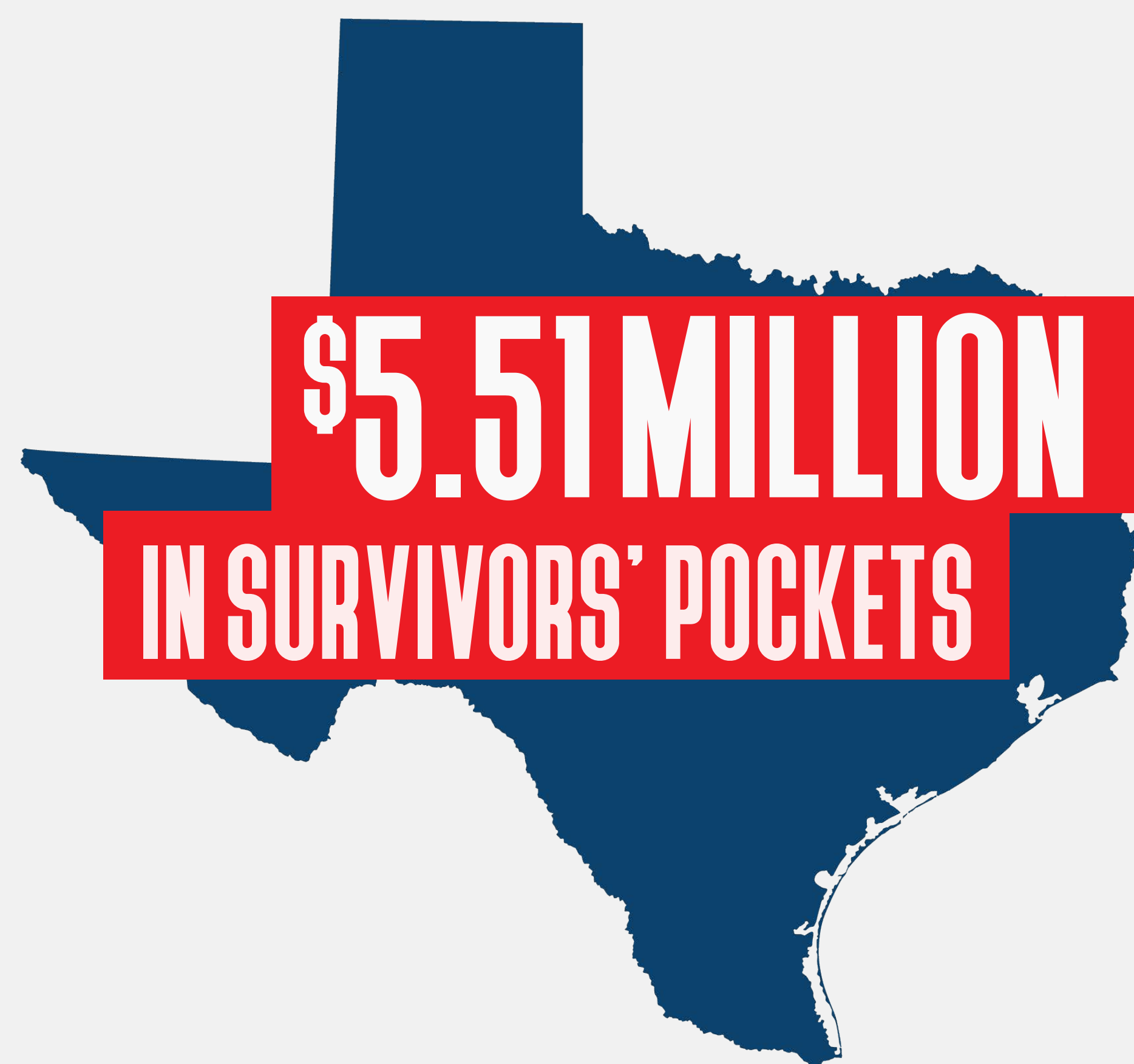
Polk County Recovery

Hurricane Harvey: County Updates



FEMA

all totals as of March 30, 2018



689 
APPROVED
REGISTRATIONS
FOR INDIVIDUAL ASSISTANCE

99.7% HOME
INSPECTIONS
COMPLETED



**NATIONAL
FLOOD
INSURANCE
PROGRAM
(NFIP)**

Claims **32**

Paid
\$499 THOUSAND

**PUBLIC
ASSISTANCE**

Provides grants to Government organizations
and certain private nonprofits.



0 PROJECTS
OBLIGATED



\$0
FEDERALLY FUNDED

Housing and
other disaster
related expenses: **\$2.97 MIL**

additionally

Direct **6** **7 total**
Housing **HOUSED** **86% complete**

Small Business Administration (SBA)

Loans
Approved: **50** for **\$2.05 MIL**

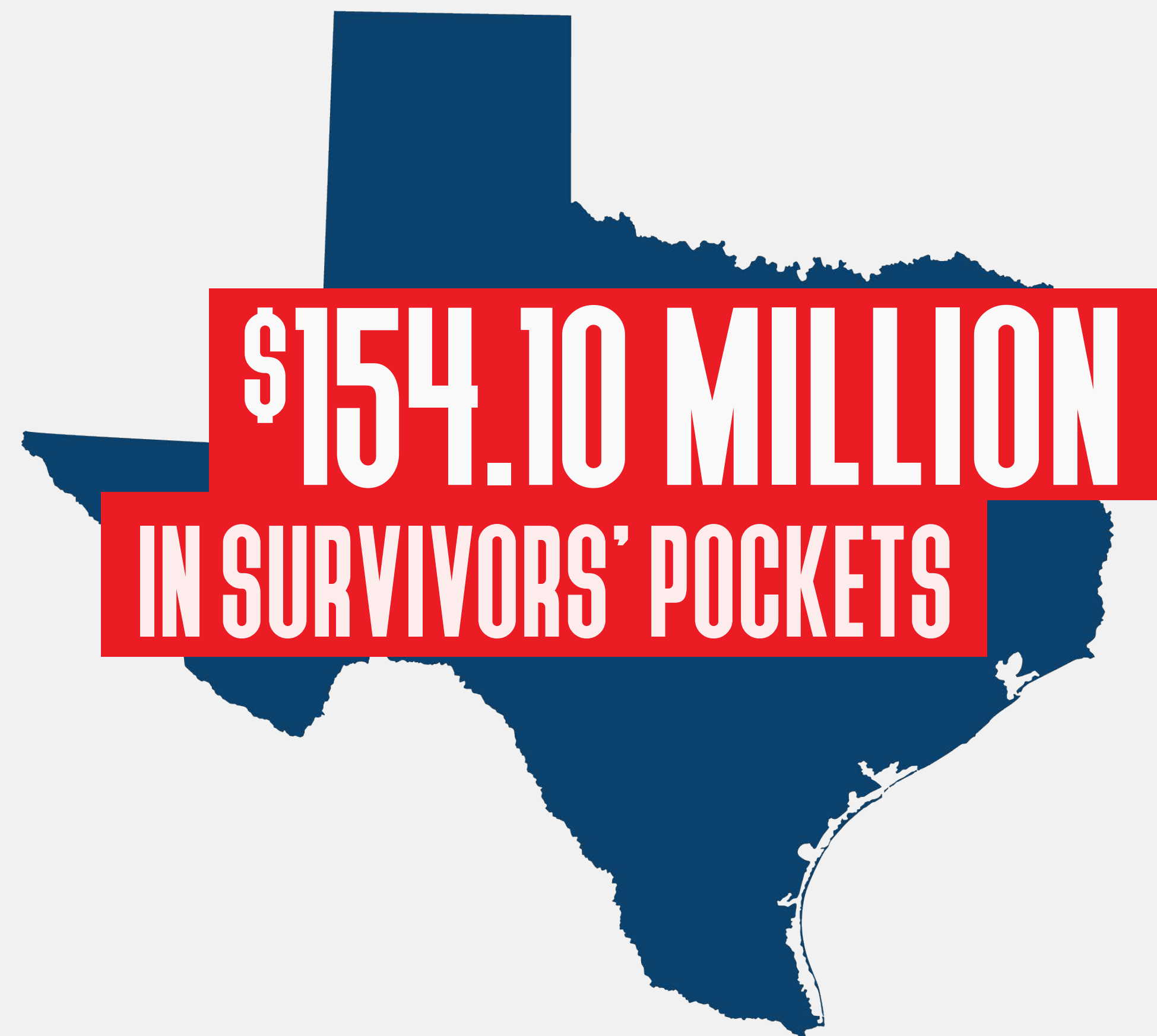
4 HOUSEHOLDS
IN FEMA
FUNDED HOTELS 

Port Aransas Recovery

Hurricane Harvey: City Updates



all totals as of March 30, 2018



1,396 
APPROVED
REGISTRATIONS
FOR INDIVIDUAL ASSISTANCE

100% HOME
INSPECTIONS
COMPLETED



NATIONAL FLOOD INSURANCE PROGRAM (NFIP)

Claims **2,754**

Paid
\$115.08 MILLION

PUBLIC ASSISTANCE

Provides grants to Government organizations
and certain private nonprofits.



2 PROJECTS
OBLIGATED



\$3.2 MILLION
FEDERALLY FUNDED

Housing and
other disaster
related expenses: **\$6.41 MIL**

additionally

Direct **11** **17** total
Housing **HOUSED** **64%** complete

Small Business Administration (SBA)

Loans
Approved: **378** for **\$32.61 MIL**

53 HOUSEHOLDS
IN FEMA
FUNDED HOTELS 

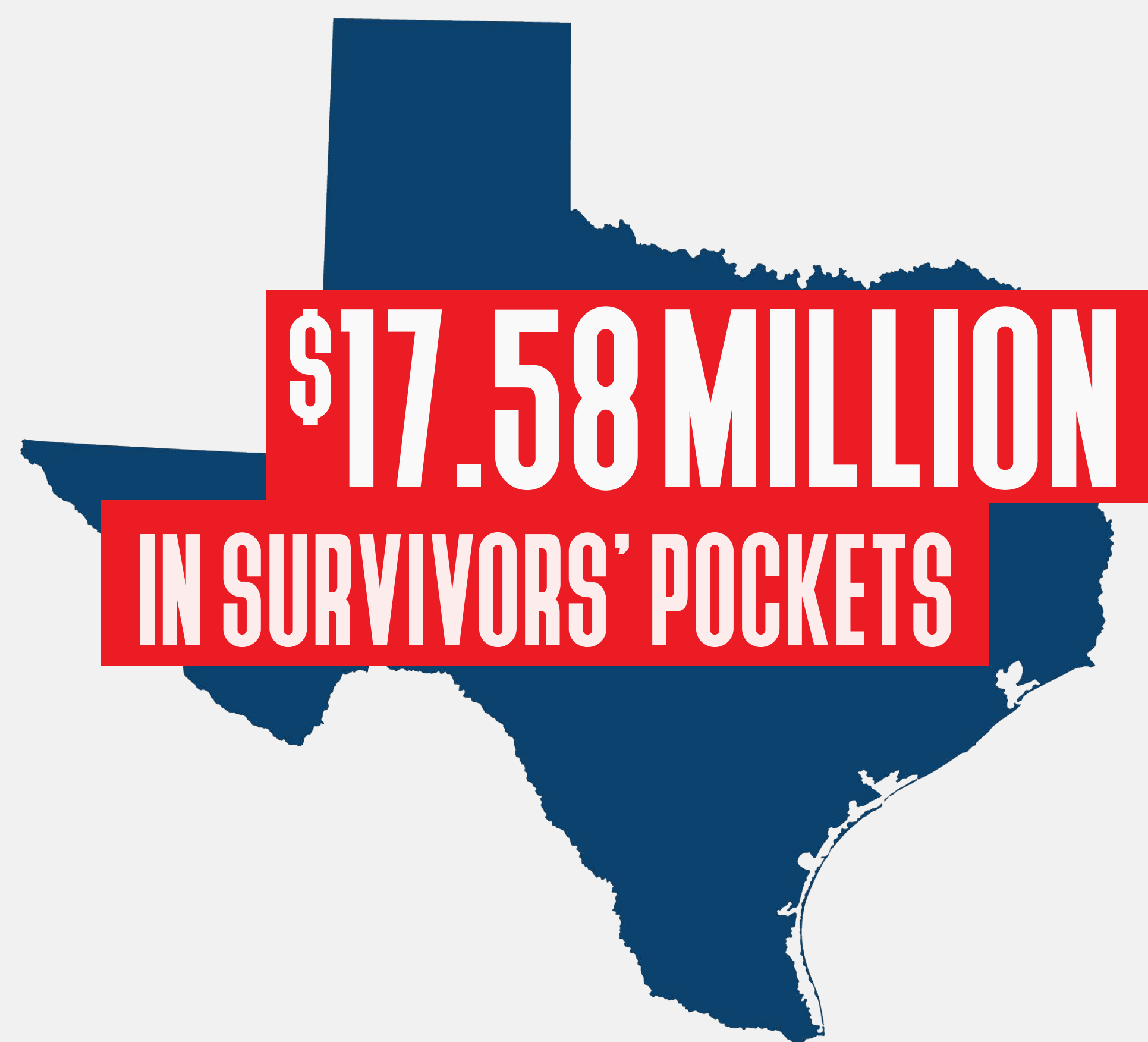
Refugio County Recovery

Hurricane Harvey: County Updates



FEMA

all totals as of March 30, 2018



1,554
APPROVED
REGISTRATIONS
FOR INDIVIDUAL ASSISTANCE

99.8% HOME
INSPECTIONS
COMPLETED



NATIONAL FLOOD INSURANCE PROGRAM (NFIP)

Claims **37**

Paid
\$857 THOUSAND

PUBLIC ASSISTANCE

Provides grants to Government organizations
and certain private nonprofits.



4 PROJECTS
OBLIGATED



\$11.4 MILLION
FEDERALLY FUNDED

Housing and
other disaster
related expenses: **\$5.23 MIL**

additionally

Direct **7** **10** total
Housing HOUSED **70%** complete

Small Business Administration (SBA)

Loans
Approved: **197** for **\$11.50 MIL**

33 HOUSEHOLDS
IN FEMA
FUNDED HOTELS



Rockport Recovery

Hurricane Harvey: City Updates



FEMA

all totals as of March 30, 2018



6,109 
APPROVED
REGISTRATIONS
FOR INDIVIDUAL ASSISTANCE

99.9% HOME
INSPECTIONS
COMPLETED



NATIONAL FLOOD INSURANCE PROGRAM (NFIP)

Claims **744**

Paid
\$4.88 MILLION

PUBLIC ASSISTANCE

Provides grants to Government organizations
and certain private nonprofits.



1 PROJECT
OBLIGATED



\$925 THOUSAND
FEDERALLY FUNDED

Housing and
other disaster
related expense: **\$23.25 MIL**
additionally

Direct **164** **177** total
Housing HOUSED 92% complete

Small Business Administration (SBA)

Loans
Approved: **1,049** for **\$84.63 MIL**

66

HOUSEHOLDS
IN FEMA
FUNDED HOTELS



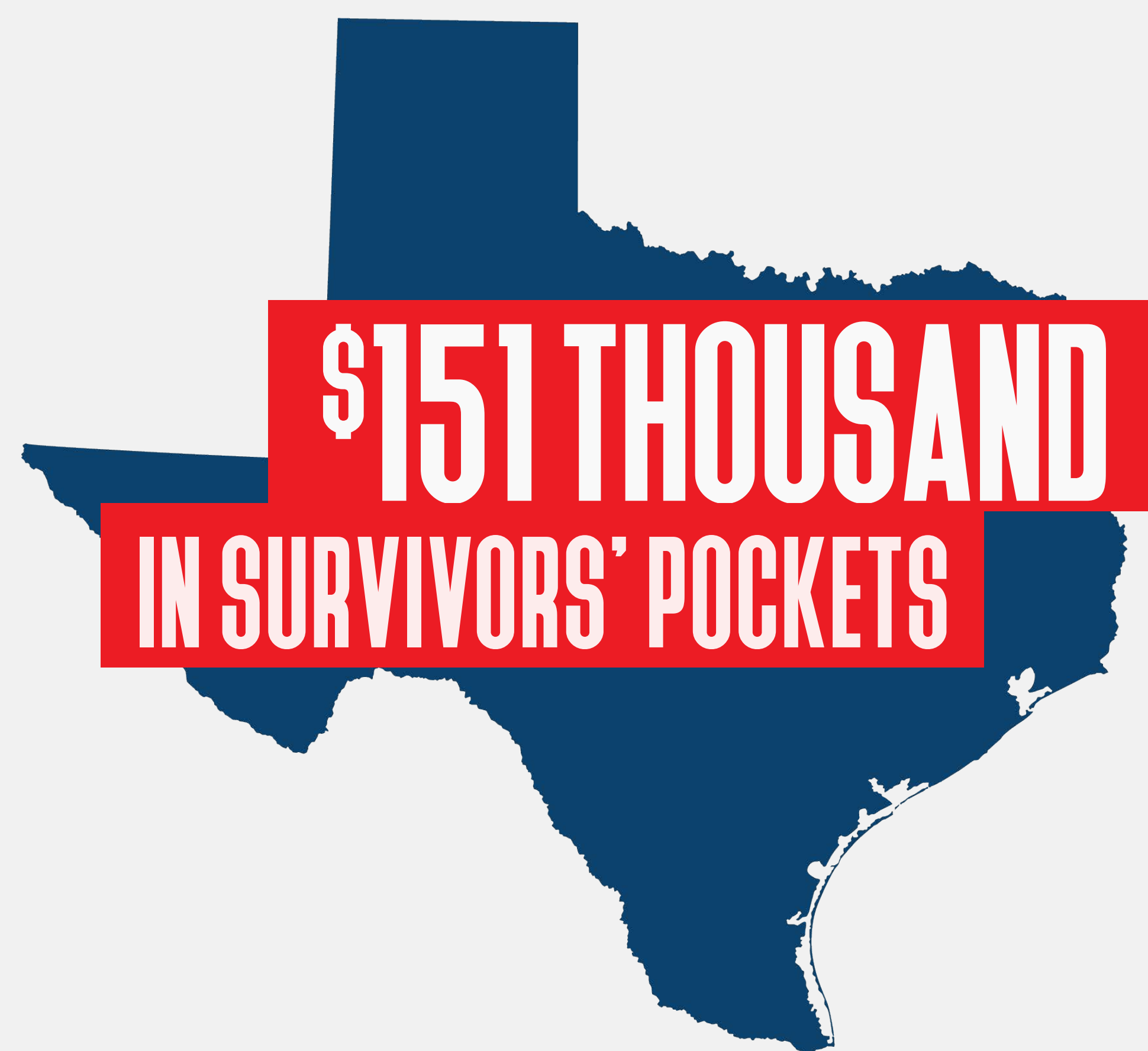
Sabine County Recovery

Hurricane Harvey: County Updates



FEMA

all totals as of March 30, 2018



76 
APPROVED
REGISTRATIONS
FOR INDIVIDUAL ASSISTANCE

100% HOME
INSPECTIONS
COMPLETED



**NATIONAL
FLOOD
INSURANCE
PROGRAM
(NFIP)**

Claims **0**

Paid
\$0


*5 policies are active

**PUBLIC
ASSISTANCE**

Provides grants to Government organizations
and certain private nonprofits.



2 **PROJECTS**
OBLIGATED



**\$10 THOUSAND
FEDERALLY FUNDED**

Housing and
other disaster
related expenses:
additionally

\$115 THOUSAND

**Direct
Housing**

N/A

Small Business Administration (SBA)

Loans
Approved: **3** for **\$36 THOUSAND**

1

**HOUSEHOLDS
IN FEMA
FUNDED HOTELS**



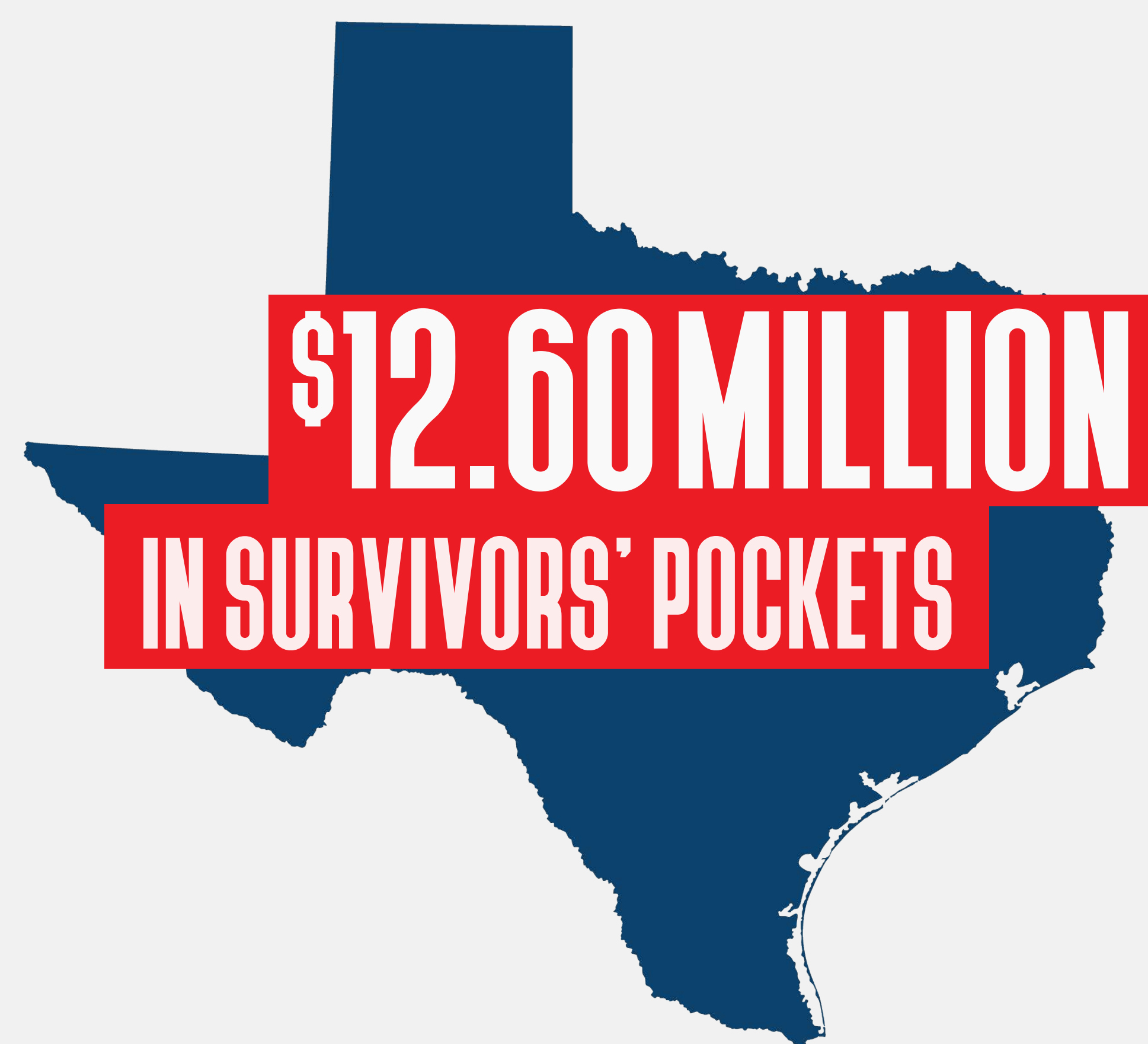
San Jacinto County Recovery

Hurricane Harvey: County Updates



FEMA

all totals as of March 30, 2018



1,116 
APPROVED
REGISTRATIONS
FOR INDIVIDUAL ASSISTANCE

99.9% HOME
INSPECTIONS
COMPLETED



NATIONAL FLOOD INSURANCE PROGRAM (NFIP)

Claims **71**

Paid
\$1.77 MILLION

PUBLIC ASSISTANCE

Provides grants to Government organizations
and certain private nonprofits.



0 PROJECTS
OBLIGATED



\$0
FEDERALLY FUNDED

Housing and
other disaster
related expenses: **\$7.76 MIL**
additionally

Direct **21** **26** total
Housing HOUSED **81%** complete

Small Business Administration (SBA)

Loans
Approved: **56** for **\$3.07 MIL**

22 HOUSEHOLDS
IN FEMA
FUNDED HOTELS 

San Patricio County Recovery

Hurricane Harvey: County Updates



FEMA

all totals as of March 30, 2018



7,105 
APPROVED
REGISTRATIONS
FOR INDIVIDUAL ASSISTANCE

99.9% HOME
INSPECTIONS
COMPLETED



**NATIONAL
FLOOD
INSURANCE
PROGRAM
(NFIP)**

Claims **309**

Paid
\$2.64 MILLION

**PUBLIC
ASSISTANCE**

Provides grants to Government organizations
and certain private nonprofits.



11 PROJECTS
OBLIGATED



\$4.3 MILLION
FEDERALLY FUNDED

Housing and
other disaster
related expenses: **\$16.66 MIL**

additionally

Direct **20** **21** total
Housing **HOUSED** **95%** complete

Small Business Administration (SBA)

Loans
Approved: **1,020** for **\$47.57 MIL**

67 HOUSEHOLDS
IN FEMA
FUNDED HOTELS



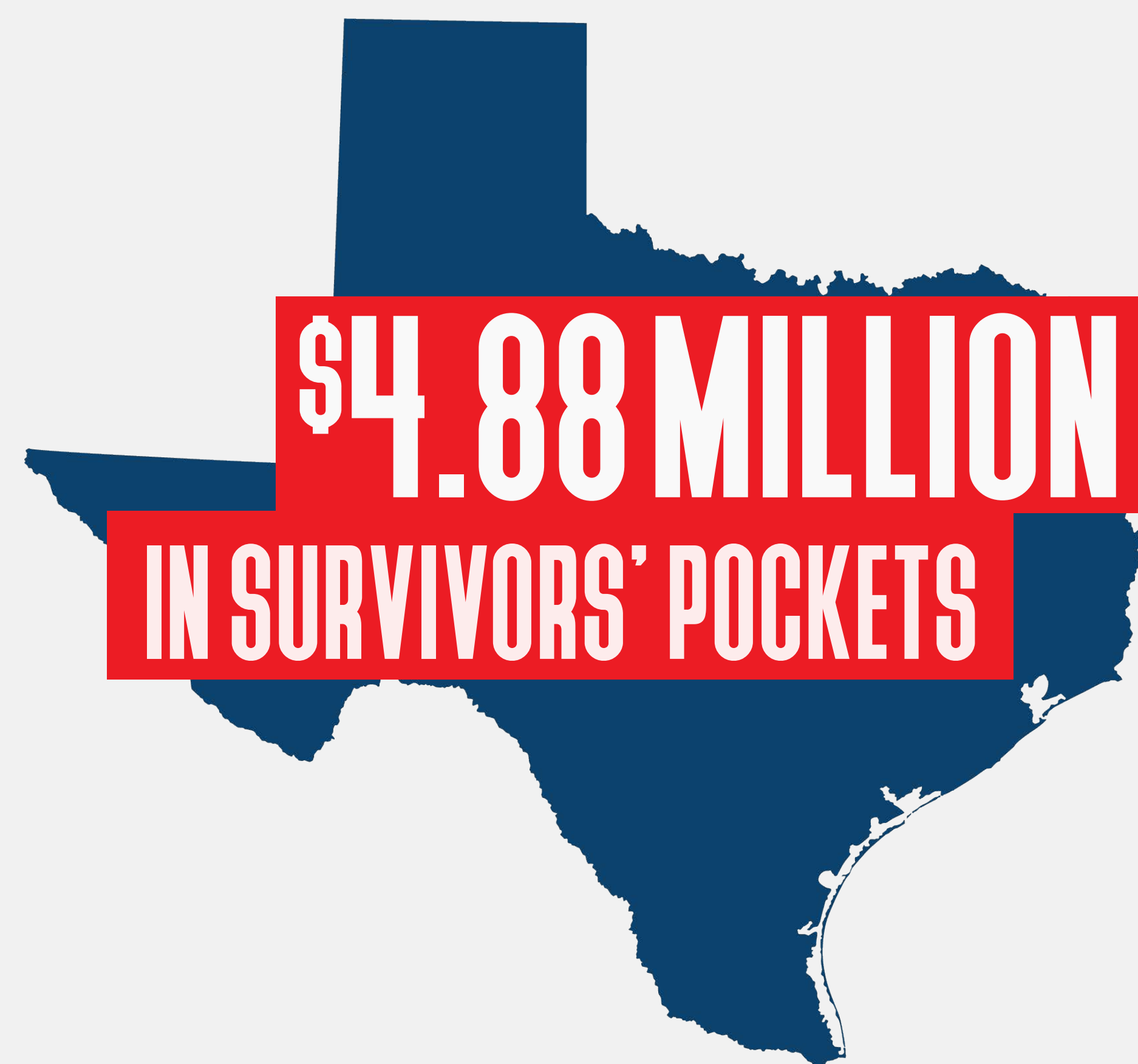
Tyler County Recovery

Hurricane Harvey: County Updates



FEMA

all totals as of March 30, 2018



614 
APPROVED
REGISTRATIONS
FOR INDIVIDUAL ASSISTANCE

99.9% HOME
INSPECTIONS
COMPLETED



**NATIONAL
FLOOD
INSURANCE
PROGRAM
(NFIP)**

Claims **26**

Paid
\$740 THOUSAND

**PUBLIC
ASSISTANCE**

Provides grants to Government organizations
and certain private nonprofits.



1 **PROJECTS**
OBLIGATED



\$8 THOUSAND
FEDERALLY FUNDED

Housing and
other disaster
related expenses: **\$2.12 MIL**
additionally

Direct **4** **5** total
Housing **HOUSED** **80%** complete

Small Business Administration (SBA)

Loans
Approved: **43** for **\$2.02 MIL**

9

HOUSEHOLDS
IN FEMA
FUNDED HOTELS



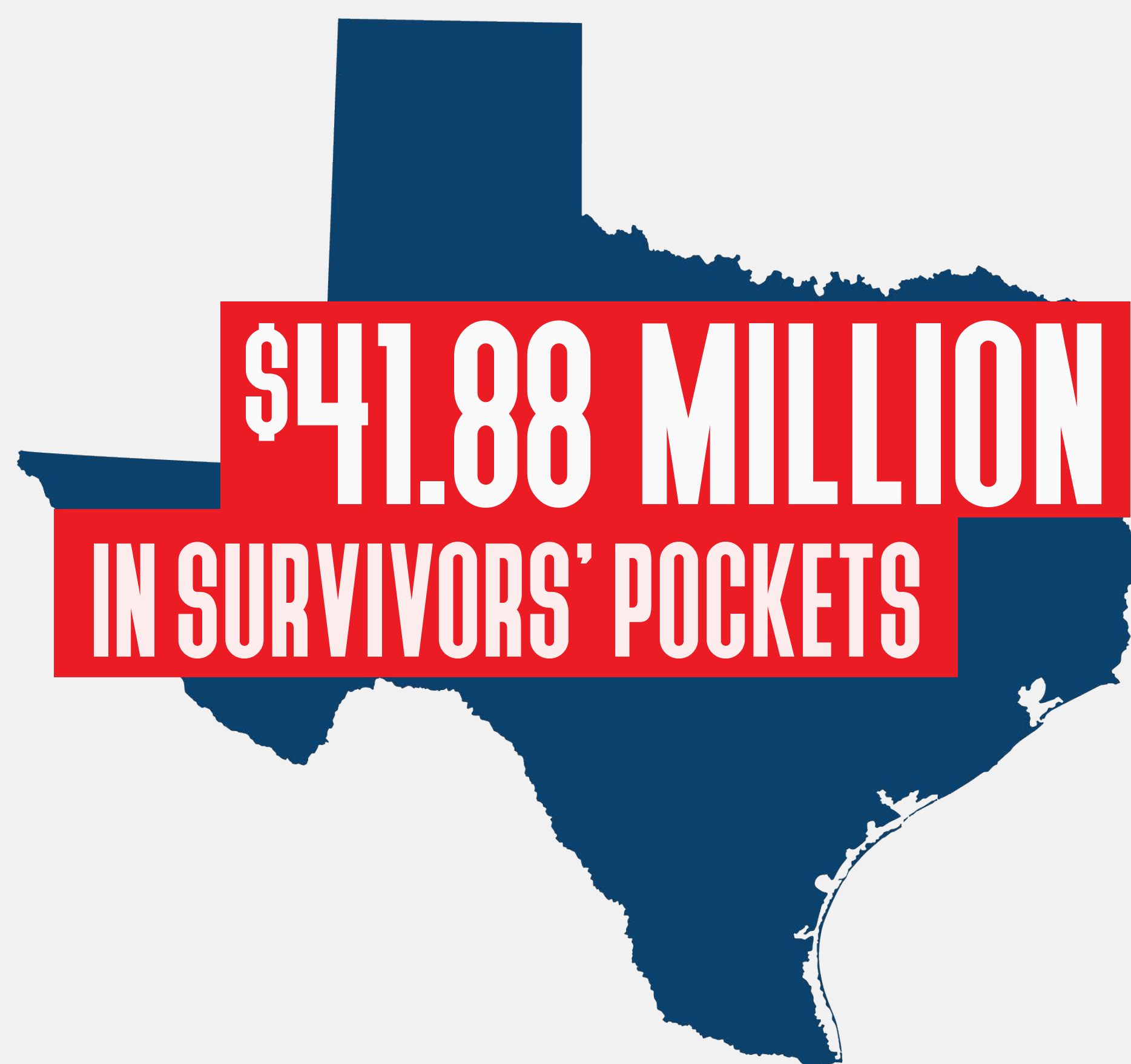
Victoria County Recovery

Hurricane Harvey: County Updates



FEMA

all totals as of March 30, 2018



7,412 
APPROVED
REGISTRATIONS
FOR INDIVIDUAL ASSISTANCE

99.9% HOME
INSPECTIONS
COMPLETED



**NATIONAL
FLOOD
INSURANCE
PROGRAM
(NFIP)**

Claims **104**

Paid
\$1.25 MILLION


**PUBLIC
ASSISTANCE**

Provides grants to Government organizations
and certain private nonprofits.



1

PROJECTS
OBLIGATED



\$1.3 MILLION
FEDERALLY FUNDED

Housing and
other disaster
related expenses:
additionally

\$12.84 MIL

Direct **6** **10** total
Housing **HOUSED** **60%** complete

Small Business Administration (SBA)

Loans
Approved: **675** for **\$27.79 MIL**

52 HOUSEHOLDS
IN FEMA
FUNDED HOTELS



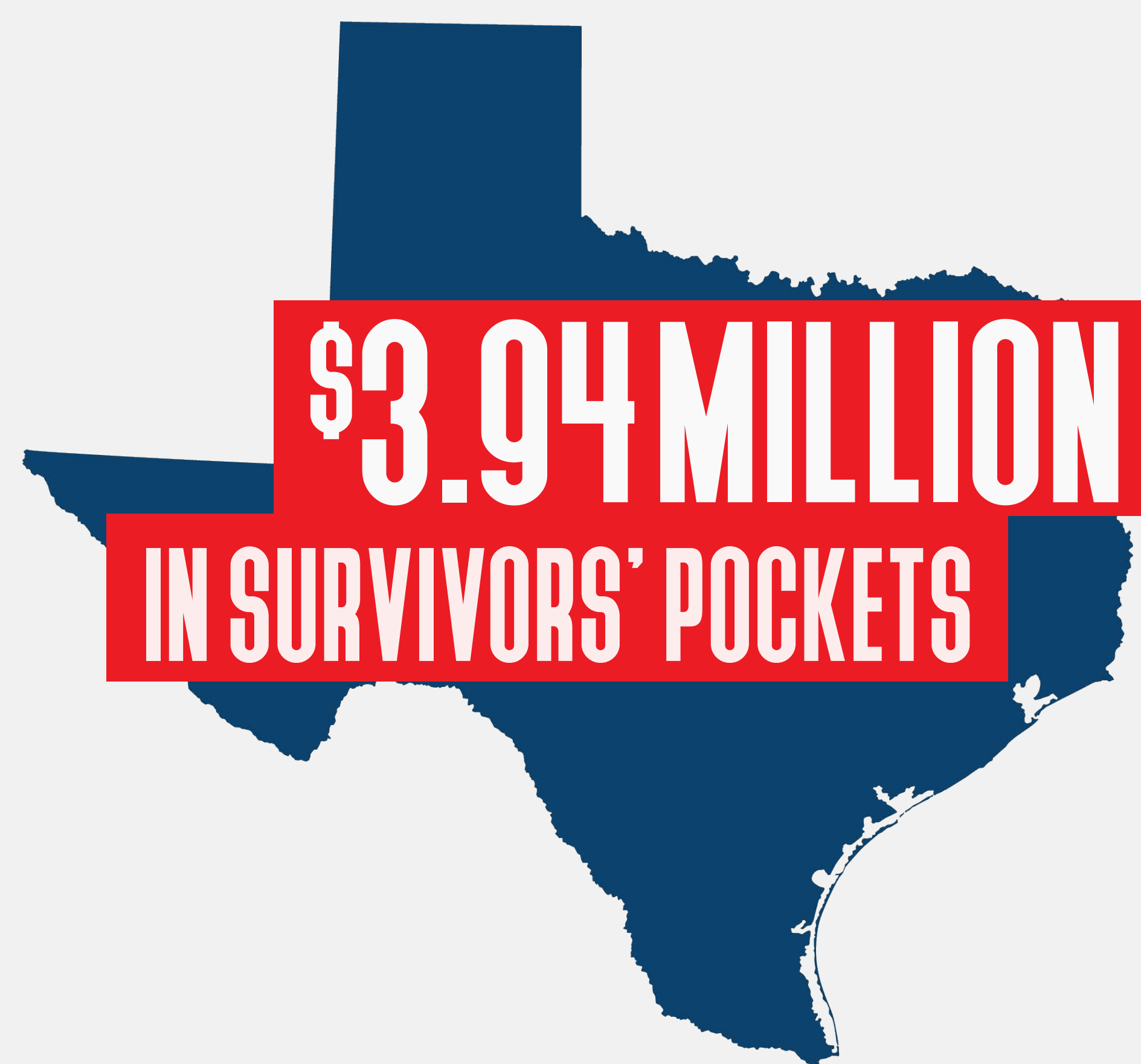
Walker County Recovery

Hurricane Harvey: County Updates




FEMA

all totals as of March 30, 2018



618
APPROVED
REGISTRATIONS
FOR INDIVIDUAL ASSISTANCE




99.8% HOME
INSPECTIONS
COMPLETED



**NATIONAL
FLOOD
INSURANCE
PROGRAM
(NFIP)**

Claims **33**

Paid
\$1.01 MILLION



**PUBLIC
ASSISTANCE**

Provides grants to Government organizations and certain private nonprofits.



0 PROJECTS
OBLIGATED



\$0
FEDERALLY FUNDED

Housing and other disaster related expenses: **\$1.65 MIL**

additionally

Direct Housing **0** **1** total
HOUSED **0%** complete

Small Business Administration (SBA)

Loans Approved: **28** for **\$1.28 MIL**

9

**HOUSEHOLDS
IN FEMA
FUNDED HOTELS**



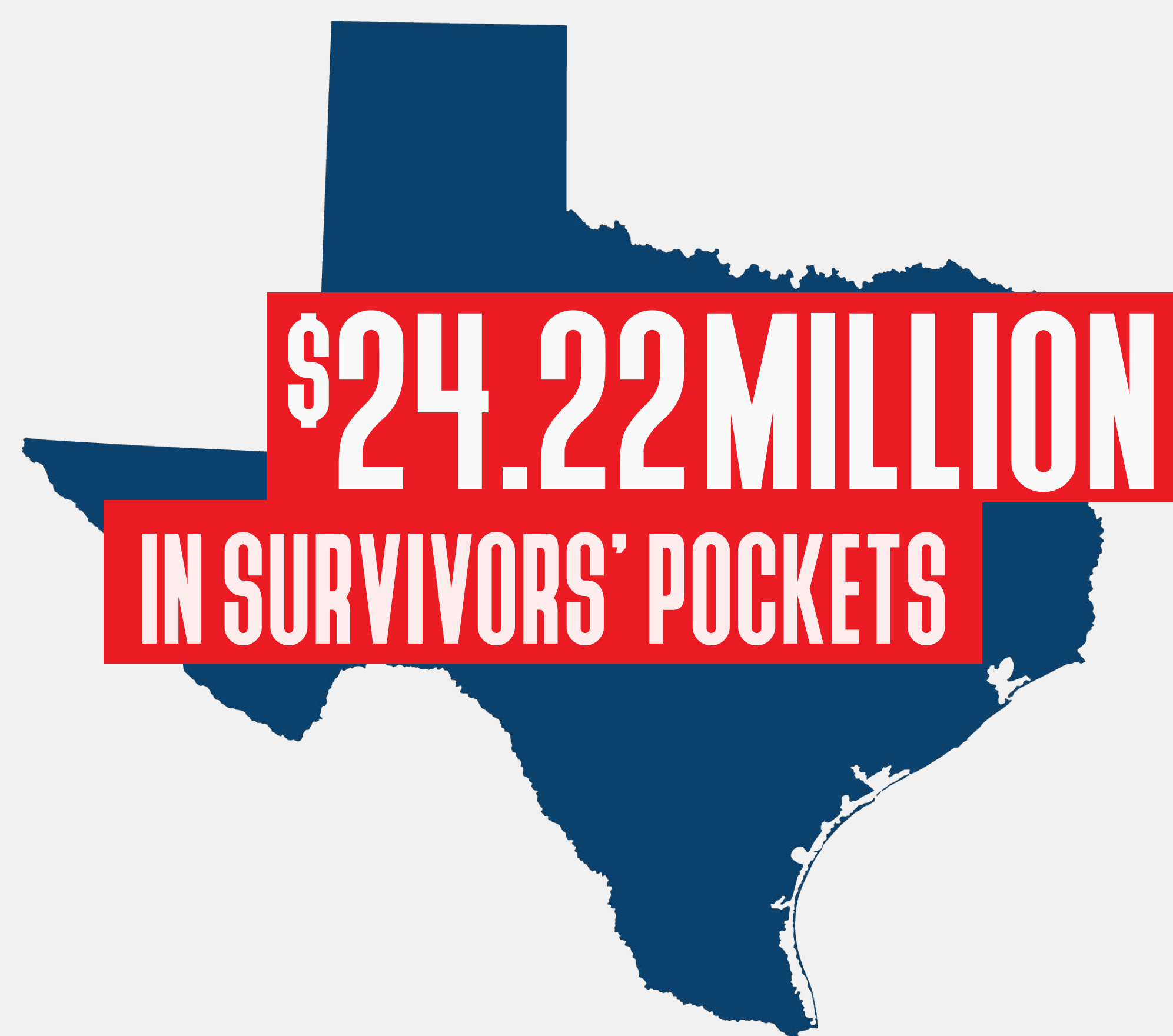
Waller County Recovery

Hurricane Harvey: County Updates



FEMA

all totals as of March 30, 2018



893 
APPROVED
REGISTRATIONS
FOR INDIVIDUAL ASSISTANCE

99.8% HOME
INSPECTIONS
COMPLETED



NATIONAL FLOOD INSURANCE PROGRAM (NFIP)

Claims **311**

Paid
\$14.09 MILLION

PUBLIC ASSISTANCE

Provides grants to Government organizations
and certain private nonprofits.



2 PROJECTS
OBLIGATED



\$343 THOUSAND
FEDERALLY FUNDED

Housing and
other disaster
related expenses: **\$3.93 MIL**

additionally

Direct **1** **7** total
Housing HOUSED **14%** complete

Small Business Administration (SBA)

Loans
Approved: **85** for **\$6.20 MIL**

18

HOUSEHOLDS
IN FEMA
FUNDED HOTELS



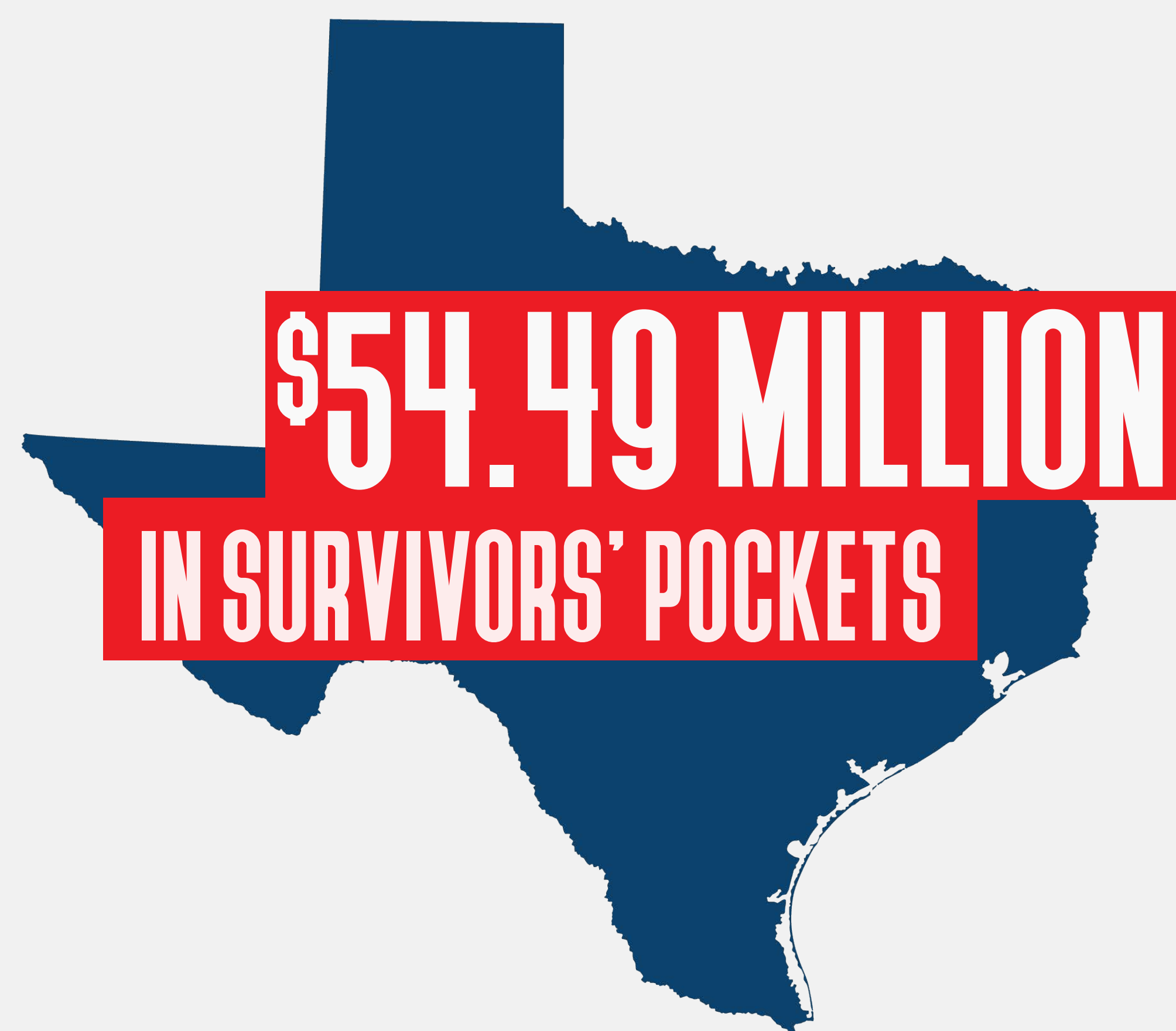
Wharton County Recovery

Hurricane Harvey: County Updates



FEMA

all totals as of March 30, 2018



2,946 
APPROVED
REGISTRATIONS
FOR INDIVIDUAL ASSISTANCE

99.7% HOME
INSPECTIONS
COMPLETED



**NATIONAL
FLOOD
INSURANCE
PROGRAM
(NFIP)**

Claims **457**

Paid
\$18.61 MILLION

**PUBLIC
ASSISTANCE**

Provides grants to Government organizations
and certain private nonprofits.



4 PROJECTS
OBLIGATED



\$185 THOUSAND
FEDERALLY FUNDED

Housing and
other disaster
related expenses: **\$14.75 MIL**
additionally

Direct **43** **58** total
Housing **HOUSED** **74%** complete

Small Business Administration (SBA)

Loans
Approved: **265** for **\$21.13 MIL**

139 HOUSEHOLDS
IN FEMA
FUNDED HOTELS

