

Aransas County Recovery

Hurricane Harvey: County Updates



all totals as of March 2, 2018



NATIONAL FLOOD INSURANCE PROGRAM (NFIP)

Claims **2,387**


Paid
\$27.5 MILLION

PUBLIC ASSISTANCE

Provides grants to Government organizations and certain private nonprofits.



4 PROJECTS
OBLIGATED



\$32.8 MILLION
FEDERALLY FUNDED

Housing and other disaster related expenses: **\$28.5 MIL**

additionally

Direct Housing **181** **324** total
HOUSED **55%** complete

Small Business Administration (SBA)

Loans Approved: **1,243** for **\$96.6 MIL**

161

HOUSEHOLDS
IN FEMA
FUNDED HOTELS



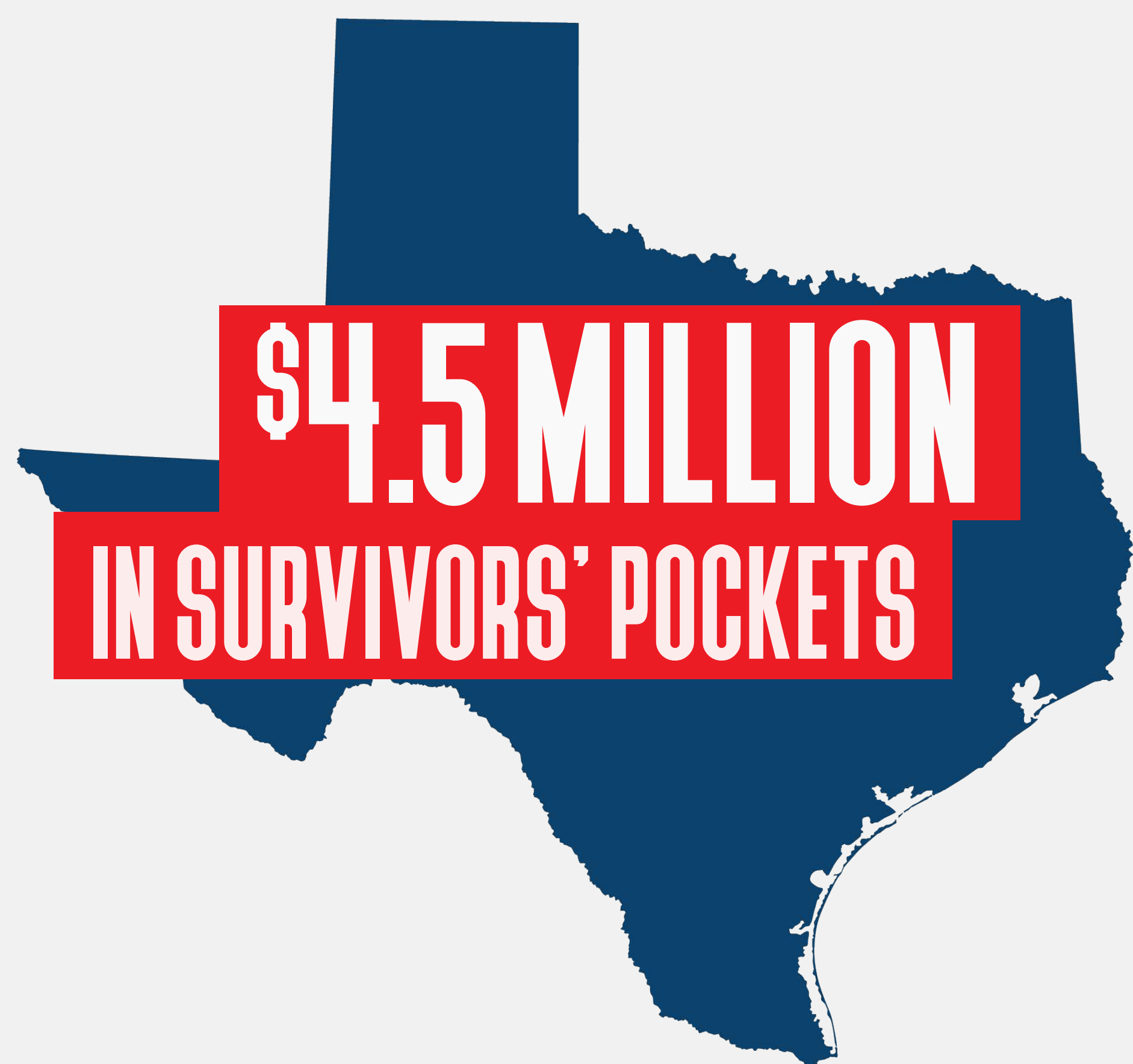
Austin County Recovery

Hurricane Harvey: County Updates



FEMA

all totals as of March 2, 2018



NATIONAL FLOOD INSURANCE PROGRAM (NFIP)

Claims **85**

Paid
\$2.1 MILLION

PUBLIC ASSISTANCE

Provides grants to Government organizations and certain private nonprofits.



0

PROJECTS
OBLIGATED



\$0
FEDERALLY FUNDED

Housing and other disaster related expenses: **\$1.1 MIL**

additionally

Direct Housing **3** **7 total**
HOUSED **42% complete**

Small Business Administration (SBA)

Loans Approved: **24** for **\$1.3 MIL**

6

HOUSEHOLDS
IN FEMA
FUNDED HOTELS

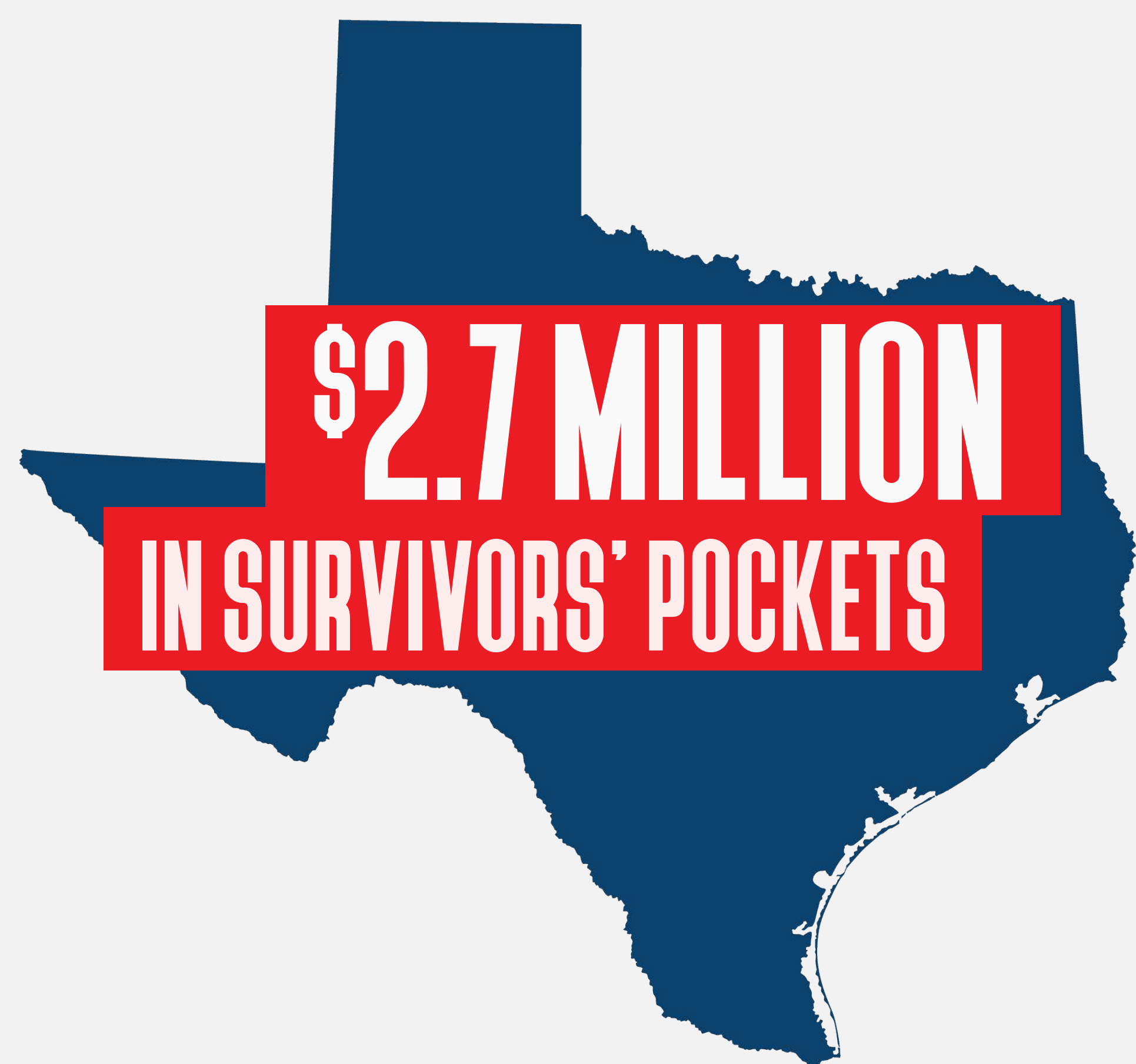


Bastrop County Recovery

Hurricane Harvey: County Updates



all totals as of March 2, 2018



286 
APPROVED
REGISTRATIONS
FOR INDIVIDUAL ASSISTANCE

99.8% HOME
INSPECTIONS
COMPLETED



NATIONAL FLOOD INSURANCE PROGRAM (NFIP)

Claims **36**

Paid
\$861 THOUSAND


PUBLIC ASSISTANCE

Provides grants to Government organizations and certain private nonprofits.



1

PROJECTS
OBLIGATED



\$27 THOUSAND
FEDERALLY FUNDED

Housing and other disaster related expenses: **\$777 THOUSAND**
additionally

Direct Housing **N/A**

Small Business Administration (SBA)

Loans Approved: **29** for **\$1.1 MIL**

3 HOUSEHOLDS
IN FEMA
FUNDED HOTELS 

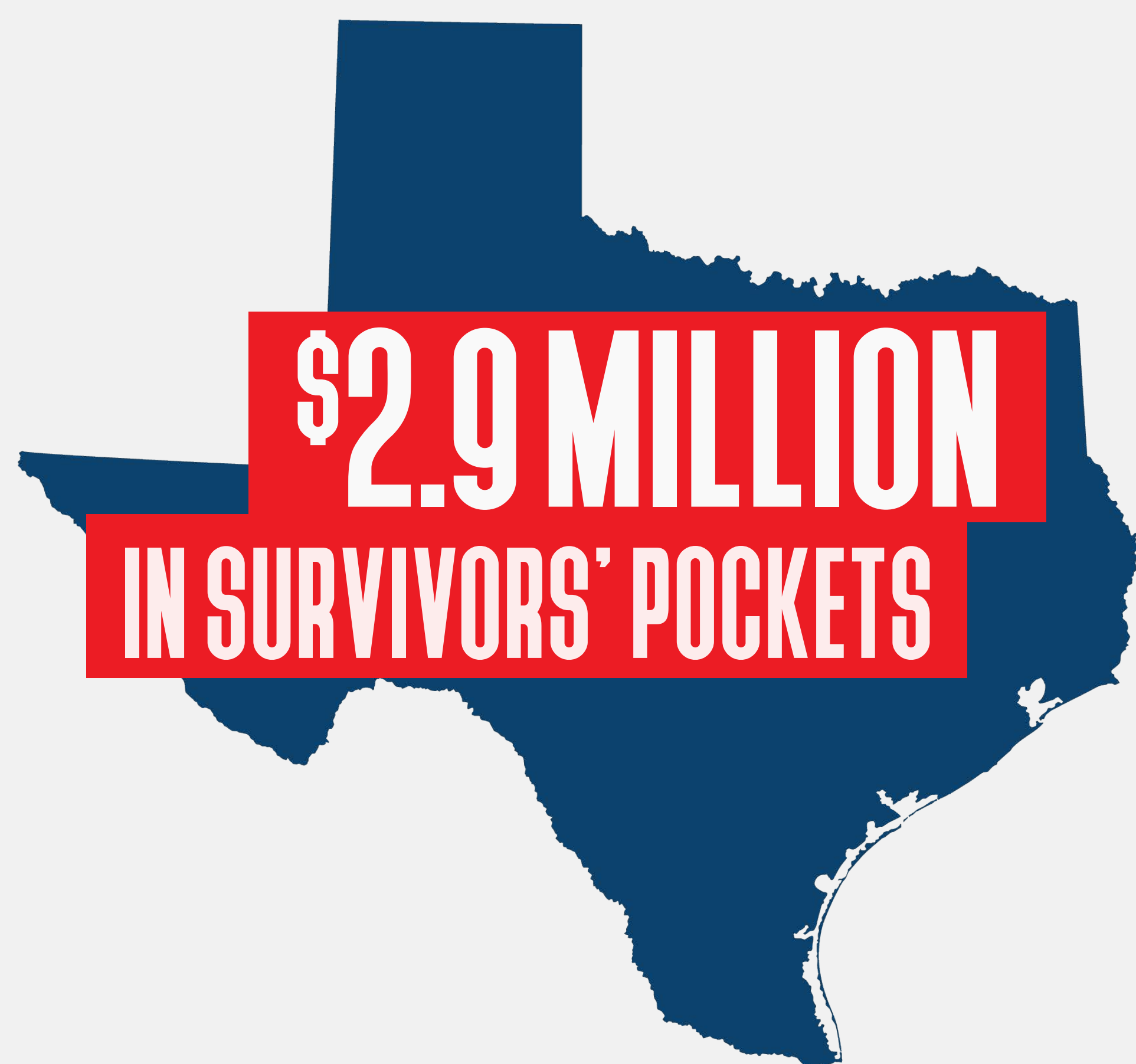
Bee County Recovery

Hurricane Harvey: County Updates



FEMA

all totals as of March 2, 2018



603 
APPROVED
REGISTRATIONS
FOR INDIVIDUAL ASSISTANCE

99.7% HOME
INSPECTIONS
COMPLETED



NATIONAL FLOOD INSURANCE PROGRAM (NFIP)

Claims **19**

Paid
\$0



PUBLIC ASSISTANCE

Provides grants to Government organizations and certain private nonprofits.



0

PROJECTS
OBLIGATED



\$0
FEDERALLY FUNDED

Housing and other disaster related expenses: **\$823 THOUSAND**
additionally

Direct Housing **N/A**

Small Business Administration (SBA)

Loans Approved: **57** for **\$2 MIL**

0

HOUSEHOLDS
IN FEMA
FUNDED HOTELS



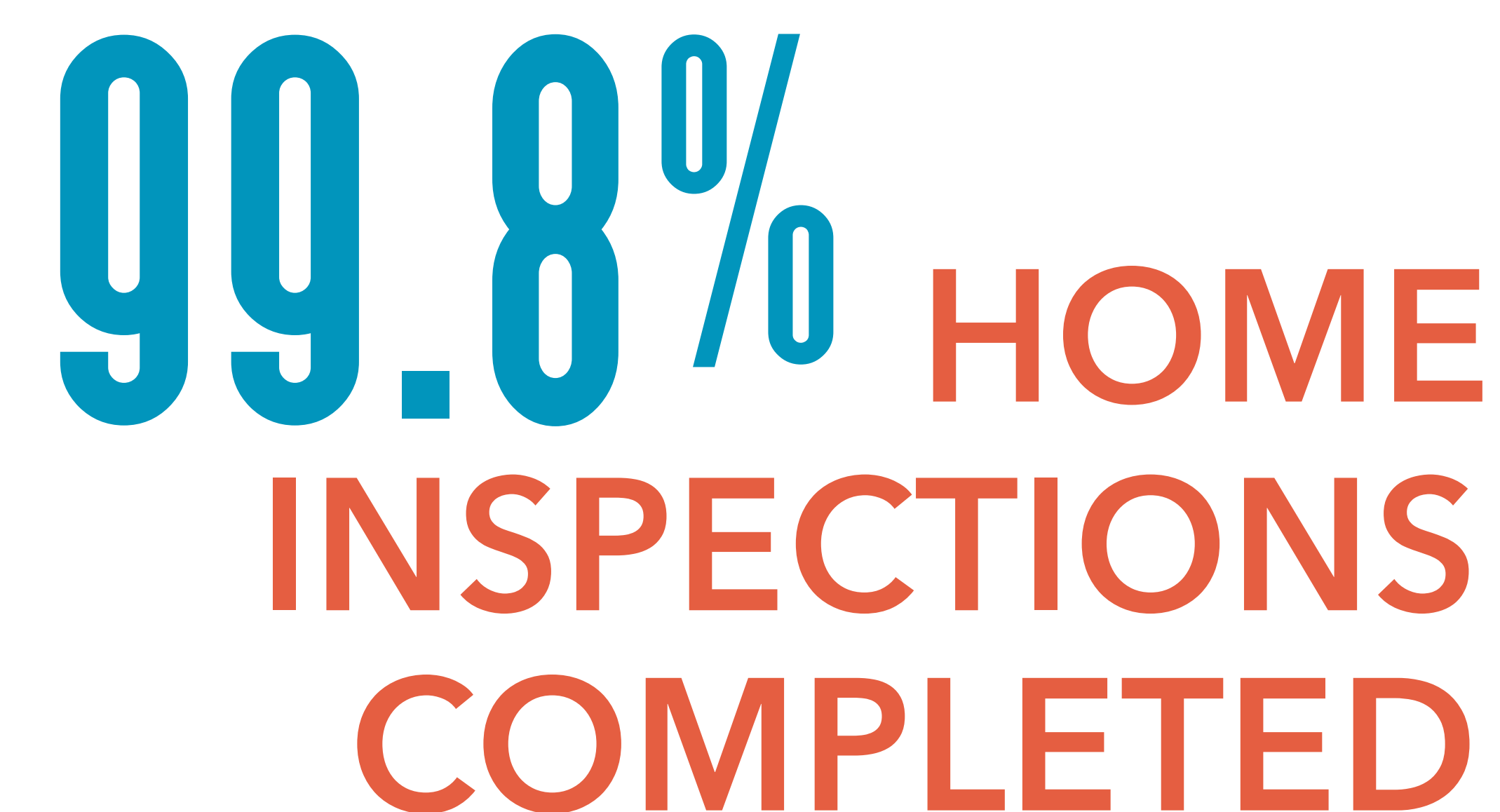
Brazoria County Recovery

Hurricane Harvey: County Updates



FEMA

all totals as of March 2, 2018



NATIONAL FLOOD INSURANCE PROGRAM (NFIP)

Claims **4,794**


Paid
\$234 MILLION

PUBLIC ASSISTANCE

Provides grants to Government organizations and certain private nonprofits.



3 PROJECTS
OBLIGATED



\$1.6 MILLION
FEDERALLY FUNDED

Housing and other disaster related expenses: **\$71 MIL**

additionally

Direct **148** **230** total
Housing **HOUSED** **64%** complete

Small Business Administration (SBA)

Loans Approved: **1,767** for **\$130 MIL**

362 HOUSEHOLDS
IN FEMA
FUNDED HOTELS

Caldwell County Recovery

Hurricane Harvey: County Updates



FEMA

all totals as of March 2, 2018



NATIONAL FLOOD INSURANCE PROGRAM (NFIP)

Claims **2**

Paid
\$15 THOUSAND

PUBLIC ASSISTANCE

Provides grants to Government organizations and certain private nonprofits.



0

PROJECTS
OBLIGATED



\$0
FEDERALLY FUNDED

Housing and other disaster related expenses: **\$290 THOUSAND**
additionally

Direct Housing **N/A**

Small Business Administration (SBA)

Loans Approved: **15** for **\$566 THOUSAND**

0

HOUSEHOLDS
IN FEMA
FUNDED HOTELS



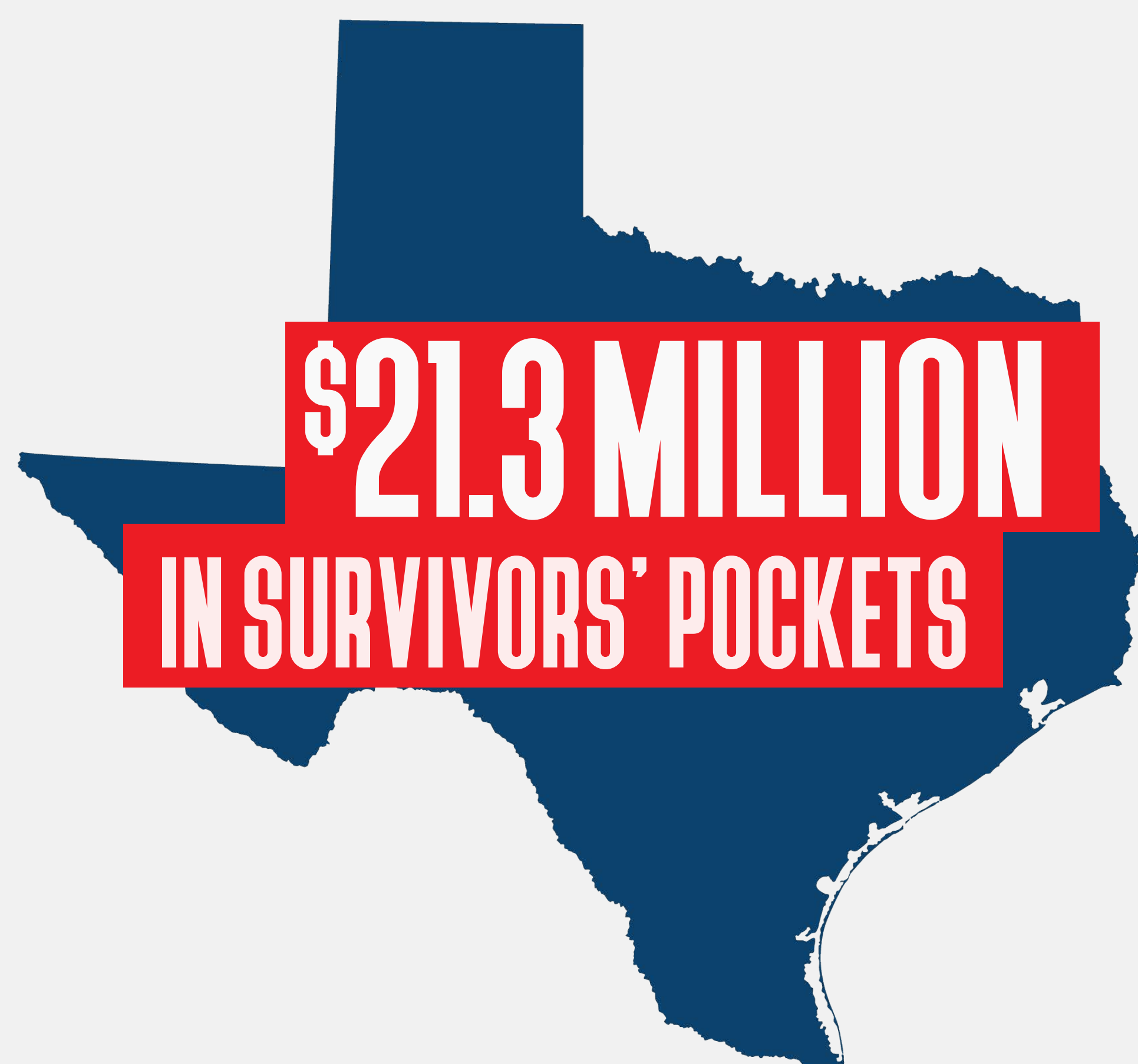
Calhoun County Recovery

Hurricane Harvey: County Updates



FEMA

all totals as of March 2, 2018



2,929 
APPROVED
REGISTRATIONS
FOR INDIVIDUAL ASSISTANCE

99.7% HOME
INSPECTIONS
COMPLETED



NATIONAL FLOOD INSURANCE PROGRAM (NFIP)

Claims **258**

Paid
\$2.1 MILLION

PUBLIC ASSISTANCE

Provides grants to Government organizations and certain private nonprofits.



1

PROJECTS
OBLIGATED



\$246 THOUSAND
FEDERALLY FUNDED

Housing and other disaster related expenses:
additionally

\$4.7 MIL

Direct
Housing

2
HOUSED

6 total

33% complete

Small Business Administration (SBA)

Loans
Approved: **276** for **\$14.4 MIL**

18

HOUSEHOLDS
IN FEMA
FUNDED HOTELS



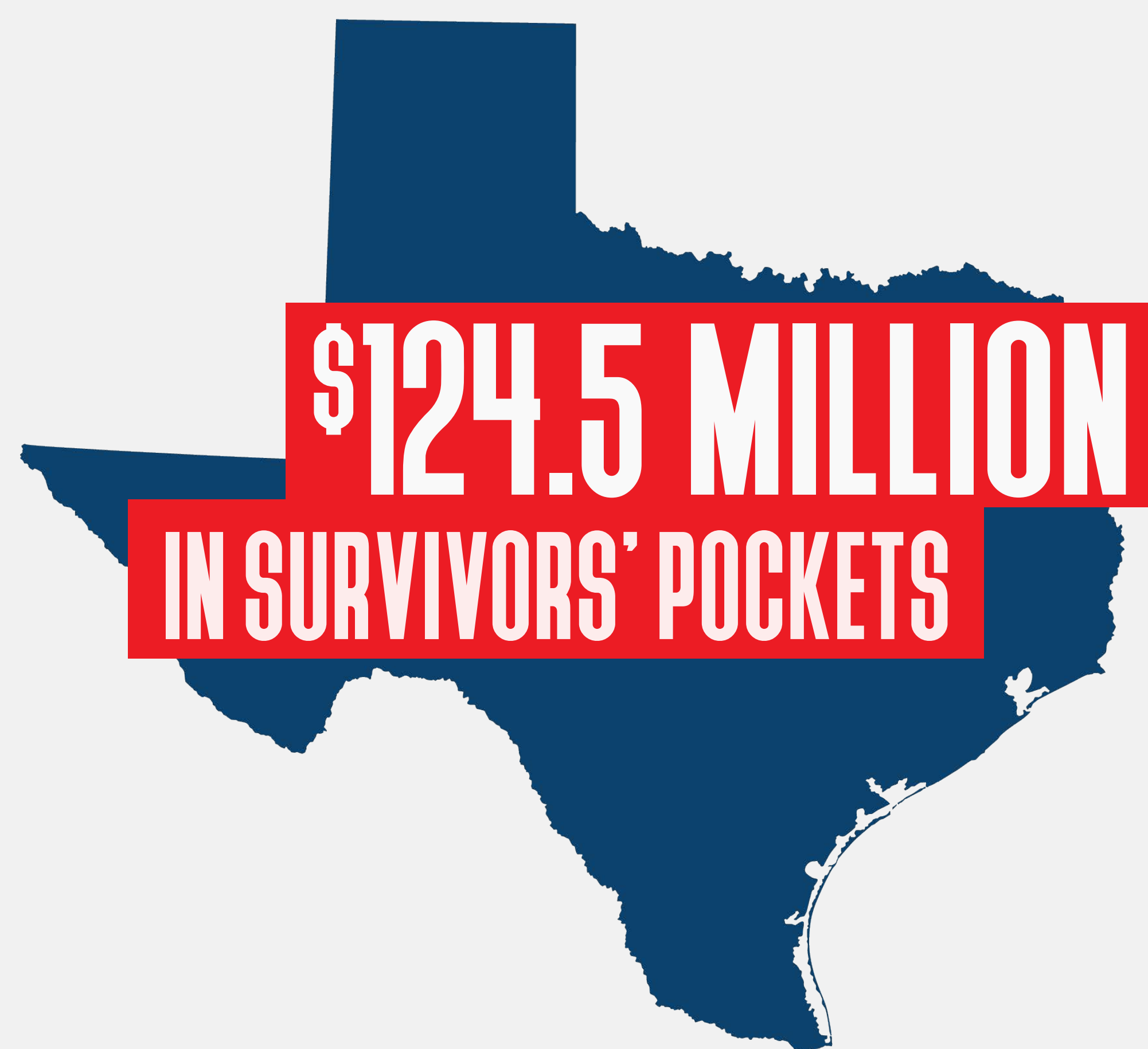
Chambers County Recovery

Hurricane Harvey: County Updates



FEMA

all totals as of March 2, 2018



NATIONAL FLOOD INSURANCE PROGRAM (NFIP)

Claims **702**

Paid
\$42.9 MILLION


PUBLIC ASSISTANCE

Provides grants to Government organizations and certain private nonprofits.



1

PROJECTS
OBLIGATED



\$5.9 THOUSAND
FEDERALLY FUNDED

Housing and other disaster related expenses:
additionally

\$25.1 MIL

Direct
Housing

49

HOUSED

91 total

53% complete

Small Business Administration (SBA)

Loans Approved: **660** for **\$56.4 MIL**

70

HOUSEHOLDS
IN FEMA
FUNDED HOTELS



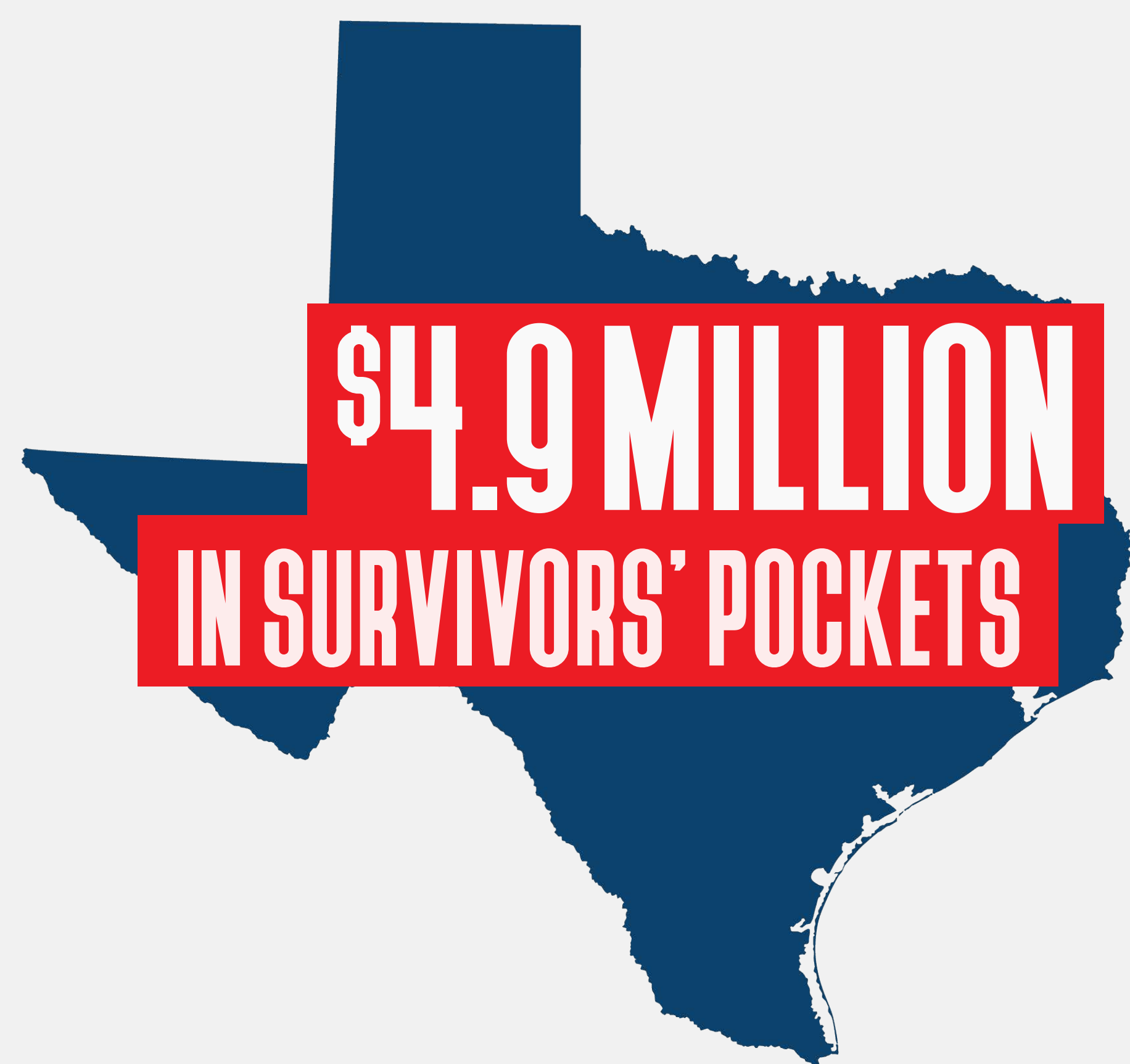
Colorado County Recovery

Hurricane Harvey: County Updates



FEMA

all totals as of March 2, 2018



NATIONAL FLOOD INSURANCE PROGRAM (NFIP)

Claims **29**

Paid
\$1.4 MILLION

PUBLIC ASSISTANCE

Provides grants to Government organizations and certain private nonprofits.



0

PROJECTS
OBLIGATED



\$0
FEDERALLY FUNDED

Housing and other disaster related expenses:

\$1.5 MIL

additionally

Direct
Housing

0

HOUSED

2 total

0% complete

Small Business Administration (SBA)

Loans
Approved: **29** for **\$1.9 MIL**

32

HOUSEHOLDS
IN FEMA
FUNDED HOTELS



DeWitt County Recovery

Hurricane Harvey: County Updates



FEMA

all totals as of March 2, 2018



378 
APPROVED
REGISTRATIONS
FOR INDIVIDUAL ASSISTANCE

99.4% HOME
INSPECTIONS
COMPLETED



NATIONAL FLOOD INSURANCE PROGRAM (NFIP)

Claims **24**

Paid
\$678 THOUSAND

PUBLIC ASSISTANCE

Provides grants to Government organizations and certain private nonprofits.



2 PROJECTS
OBLIGATED



\$475 THOUSAND
FEDERALLY FUNDED

Housing and other disaster related expenses: **\$742 THOUSAND**
additionally

Direct Housing **N/A**

Small Business Administration (SBA)

Loans Approved: **43** for **\$2.2 MIL**

5 HOUSEHOLDS
IN FEMA
FUNDED HOTELS 

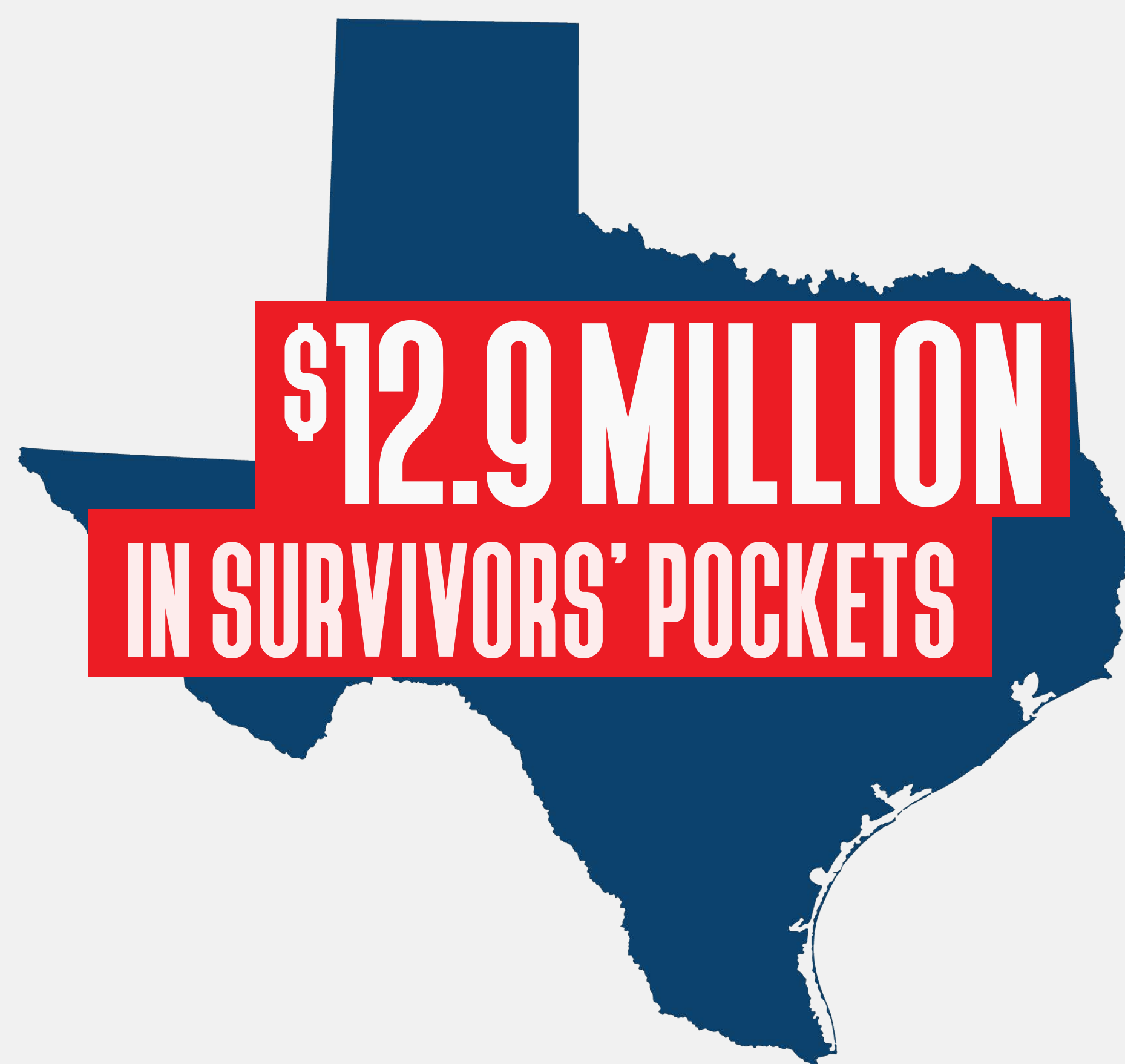
Fayette County Recovery

Hurricane Harvey: County Updates



FEMA

all totals as of March 2, 2018



NATIONAL FLOOD INSURANCE PROGRAM (NFIP)

Claims **50**

Paid
\$2.8 MILLION

PUBLIC ASSISTANCE

Provides grants to Government organizations and certain private nonprofits.



0

PROJECTS
OBLIGATED



\$0
FEDERALLY FUNDED

Housing and other disaster related expenses: **\$4.8 MIL**
additionally

Direct **11** **43** total
Housing **HOUSED** **25%** complete

Small Business Administration (SBA)

Loans Approved: **59** for **\$5.2 MIL**

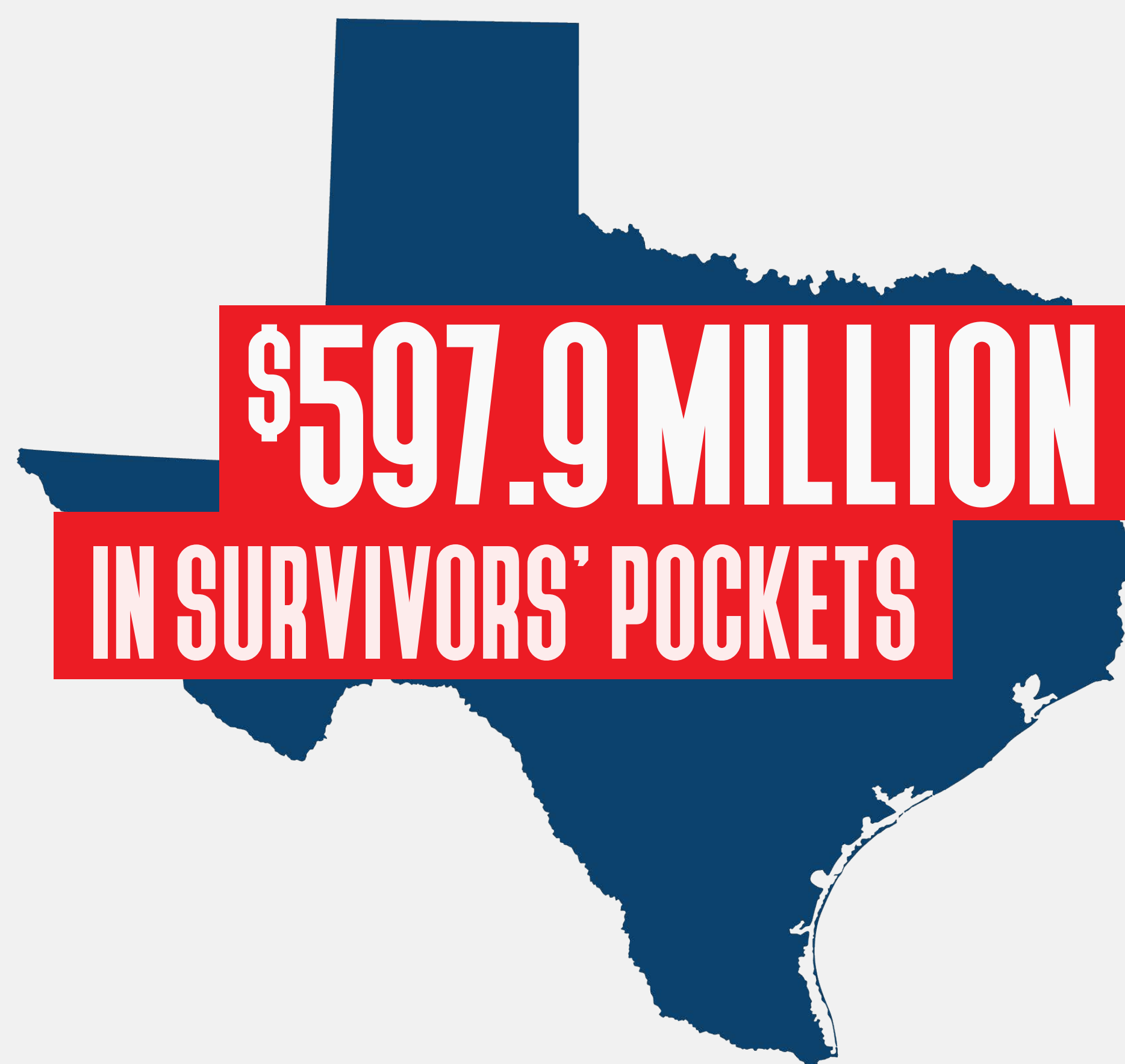
37 HOUSEHOLDS
IN FEMA
FUNDED HOTELS

Fort Bend County Recovery

Hurricane Harvey: County Updates



all totals as of March 2, 2018



NATIONAL FLOOD INSURANCE PROGRAM (NFIP)

Claims **3,799**

Paid
\$203.5 MILLION

PUBLIC ASSISTANCE

Provides grants to Government organizations and certain private nonprofits.



\$4.5 MILLION
FEDERALLY FUNDED

Housing and other disaster related expenses: **\$93.5 MIL**

additionally

Direct Housing	25 HOUSED	132 total
		18% complete

Small Business Administration (SBA)

Loans Approved: **3,315** for **\$300.8 MIL**

276 HOUSEHOLDS
IN FEMA
FUNDED HOTELS

Galveston County Recovery

Hurricane Harvey: County Updates



all totals as of March 2, 2018



20,481 
APPROVED
REGISTRATIONS
FOR INDIVIDUAL ASSISTANCE

99.7% HOME
INSPECTIONS
COMPLETED



NATIONAL FLOOD INSURANCE PROGRAM (NFIP)

Claims **8,358**


Paid
\$492.8 MILLION

PUBLIC ASSISTANCE

Provides grants to Government organizations and certain private nonprofits.



9 PROJECTS
OBLIGATED



\$14.6 MILLION
FEDERALLY FUNDED

Housing and other disaster related expenses: **\$103 MIL**

additionally

Direct Housing	119 HOUSED	282 total
		42% complete

Small Business Administration (SBA)

Loans Approved: **3,168** for **\$250.6 MIL**

587 HOUSEHOLDS
IN FEMA
FUNDED HOTELS 

Goliad County Recovery

Hurricane Harvey: County Updates



FEMA

all totals as of March 2, 2018



NATIONAL FLOOD INSURANCE PROGRAM (NFIP)

Claims

1

Paid
\$0




PUBLIC ASSISTANCE

Provides grants to Government organizations and certain private nonprofits.



0

PROJECTS
OBLIGATED



\$0
FEDERALLY FUNDED

Housing and other disaster related expenses: **\$669 THOUSAND**
additionally

Direct
Housing

0

HOUSED

1 total

0% complete

Small Business Administration (SBA)

Loans
Approved: **53** for **\$2 MIL**

4

HOUSEHOLDS
IN FEMA
FUNDED HOTELS



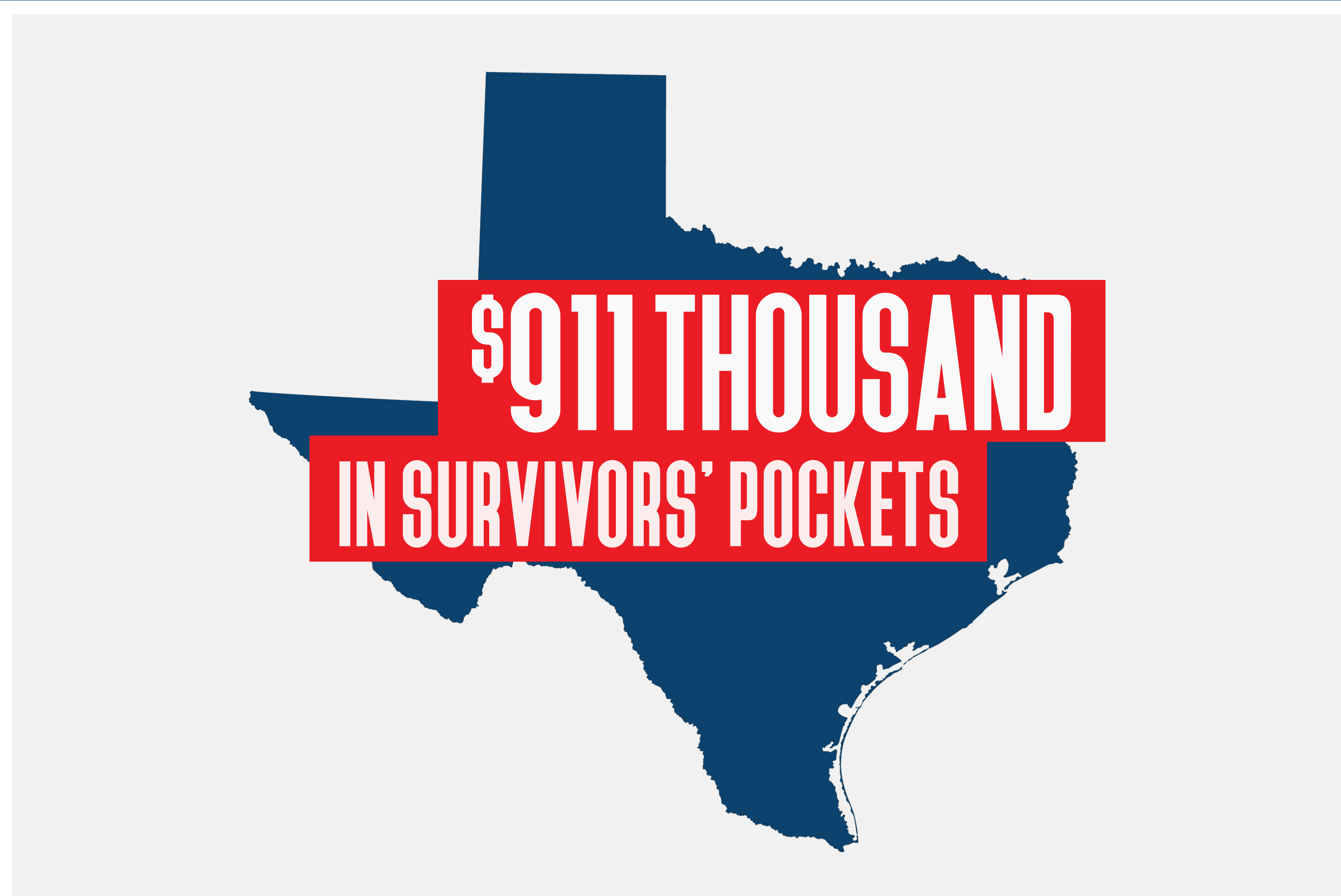
Gonzales County Recovery

Hurricane Harvey: County Updates



FEMA

all totals as of March 2, 2018



169 
APPROVED
REGISTRATIONS
FOR INDIVIDUAL ASSISTANCE

99.7% HOME
INSPECTIONS
COMPLETED



NATIONAL FLOOD INSURANCE PROGRAM (NFIP)

Claims **3**

Paid
\$160 THOUSAND

PUBLIC ASSISTANCE

Provides grants to Government organizations and certain private nonprofits.



0

PROJECTS
OBLIGATED



\$0
FEDERALLY FUNDED

Housing and other disaster related expenses: **\$293 THOUSAND**
additionally

Direct Housing **N/A**

Small Business Administration (SBA)

Loans Approved: **11** for **\$457 THOUSAND**

1 HOUSEHOLDS
IN FEMA
FUNDED HOTELS 

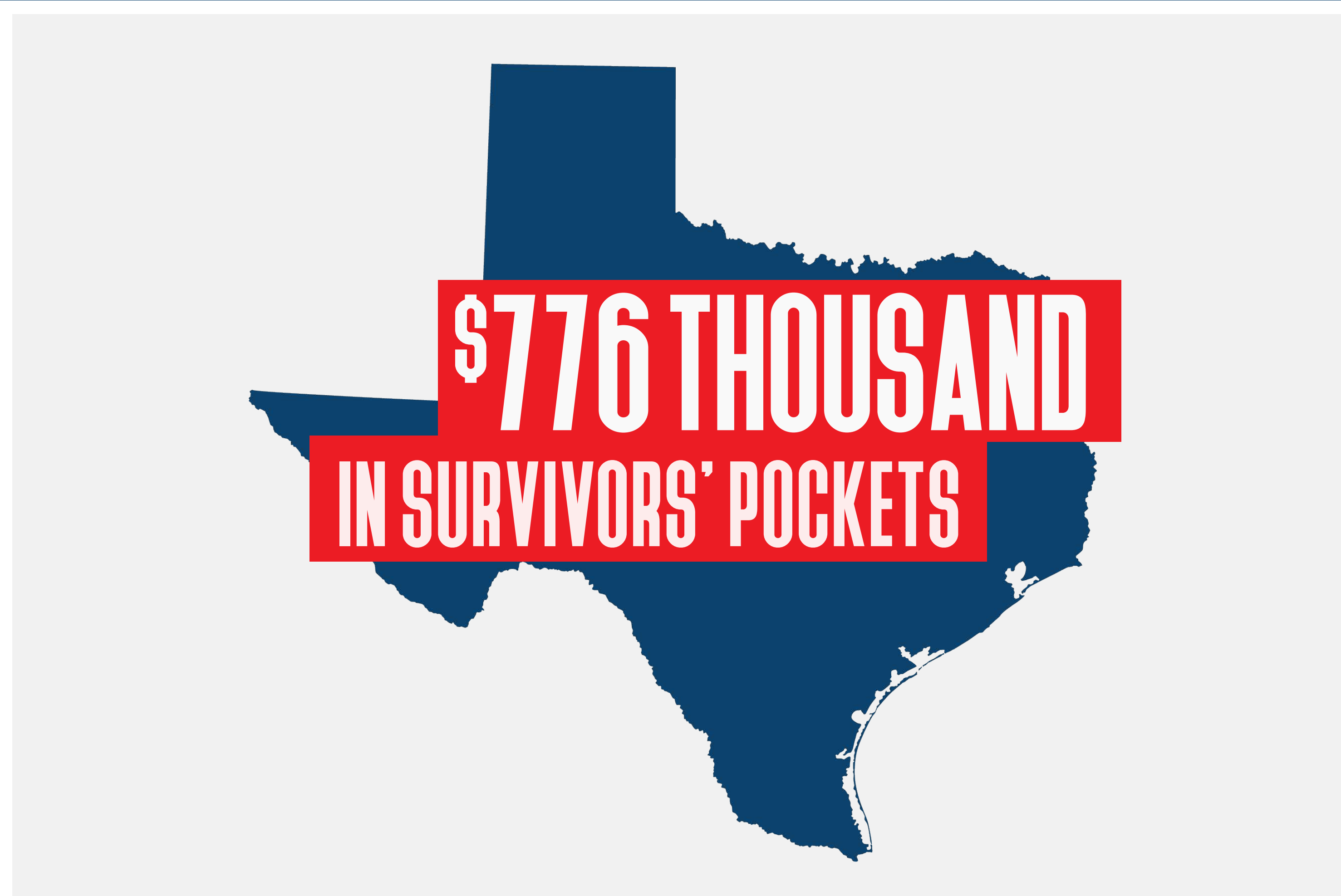
Grimes County Recovery

Hurricane Harvey: County Updates



FEMA

all totals as of March 2, 2018



NATIONAL FLOOD INSURANCE PROGRAM (NFIP)

Claims **8**

Paid
\$34 THOUSAND


PUBLIC ASSISTANCE

Provides grants to Government organizations and certain private nonprofits.



0

PROJECTS
OBLIGATED



\$0
FEDERALLY FUNDED

Housing and other disaster related expenses: **\$607 THOUSAND**
additionally

Direct Housing **N/A**

Small Business Administration (SBA)

Loans Approved: **5** for **\$134 THOUSAND**

7 HOUSEHOLDS
IN FEMA
FUNDED HOTELS

Hardin County Recovery

Hurricane Harvey: County Updates



all totals as of March 2, 2018



4,724 
APPROVED
REGISTRATIONS
FOR INDIVIDUAL ASSISTANCE

99.8% HOME
INSPECTIONS
COMPLETED



NATIONAL FLOOD INSURANCE PROGRAM (NFIP)

Claims **798**

Paid
\$90.3 MILLION

PUBLIC ASSISTANCE

Provides grants to Government organizations and certain private nonprofits.



5 PROJECTS
OBLIGATED



\$2.5 MILLION
FEDERALLY FUNDED

Housing and other disaster related expenses: **\$34.6 MIL**

additionally

Direct **215** **280** total
Housing **HOUSED** **76%** complete

Small Business Administration (SBA)

Loans Approved: **938** for **\$109 MIL**

53 HOUSEHOLDS
IN FEMA
FUNDED HOTELS 

Harris County Recovery

Hurricane Harvey: County Updates



FEMA

all totals as of March 2, 2018



179,514 
APPROVED
REGISTRATIONS
FOR INDIVIDUAL ASSISTANCE

99.8% HOME
INSPECTIONS
COMPLETED



NATIONAL FLOOD INSURANCE PROGRAM (NFIP)

Claims **47,035**

Paid
\$2.9 BILLION

PUBLIC ASSISTANCE

Provides grants to Government organizations and certain private nonprofits.



20 PROJECTS
OBLIGATED



\$255 MILLION
FEDERALLY FUNDED

Housing and other disaster related expenses: **\$737 MIL**

additionally

Direct Housing **244** **583** total
HOUSED **41%** complete

Small Business Administration (SBA)

Loans Approved: **16,815** for **\$1.3 BIL**

3,800 HOUSEHOLDS
IN FEMA
FUNDED HOTELS 

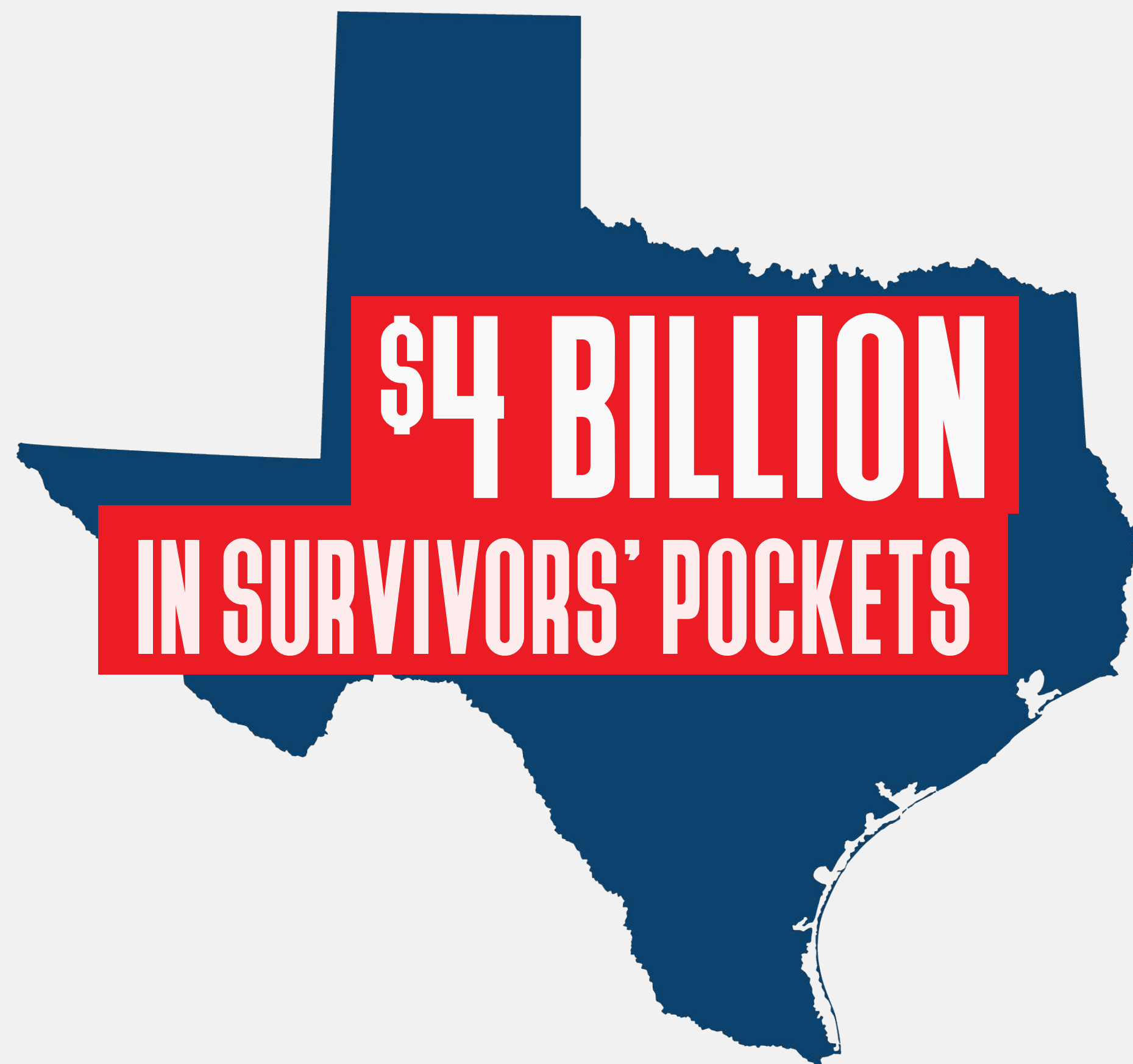
Houston Recovery

Hurricane Harvey: City Updates




FEMA

all totals as of March 2, 2018



135,126



APPROVED
REGISTRATIONS
FOR INDIVIDUAL ASSISTANCE

99.9% HOME
INSPECTIONS
COMPLETED



NATIONAL FLOOD INSURANCE PROGRAM (NFIP)

Claims **26,448**

Paid
\$2.7 BILLION

PUBLIC ASSISTANCE

Provides grants to Government organizations and certain private nonprofits.



3 PROJECTS
OBLIGATED



\$181 MILLION
FEDERALLY FUNDED

Housing and other disaster related expenses: **\$513 MIL**

additionally

Direct Housing **15** **1,144** total
HOUSED **1%** complete

Small Business Administration (SBA)

Loans Approved: **10,872** for **\$863 MIL**

3,015 HOUSEHOLDS
IN FEMA
FUNDED HOTELS

Jackson County Recovery

Hurricane Harvey: County Updates



FEMA

all totals as of March 2, 2018



NATIONAL FLOOD INSURANCE PROGRAM (NFIP)

Claims **29**

Paid
\$170 THOUSAND

PUBLIC ASSISTANCE

Provides grants to Government organizations and certain private nonprofits.



2 PROJECTS
OBLIGATED



\$31 THOUSAND
FEDERALLY FUNDED

Housing and other disaster related expenses: **\$698 THOUSAND**

additionally

Direct Housing **0** HOUSED **0** total **0%** complete

Small Business Administration (SBA)

Loans Approved: **50** for **\$1.5 MIL**

4

HOUSEHOLDS
IN FEMA
FUNDED HOTELS



Jasper County Recovery

Hurricane Harvey: County Updates



all totals as of March 2, 2018



1,588 
APPROVED
REGISTRATIONS
FOR INDIVIDUAL ASSISTANCE

99.6% HOME
INSPECTIONS
COMPLETED



NATIONAL FLOOD INSURANCE PROGRAM (NFIP)

Claims **67**

Paid
\$1.9 MILLION

PUBLIC ASSISTANCE

Provides grants to Government organizations and certain private nonprofits.



0 PROJECTS
OBLIGATED




\$0
FEDERALLY FUNDED

Housing and other disaster related expenses: **\$4.3 MIL**
additionally

Direct **7** **21** total
Housing **HOUSED** **33%** complete

Small Business Administration (SBA)

Loans Approved: **81** for **\$4.3 MIL**

24 HOUSEHOLDS
IN FEMA
FUNDED HOTELS 

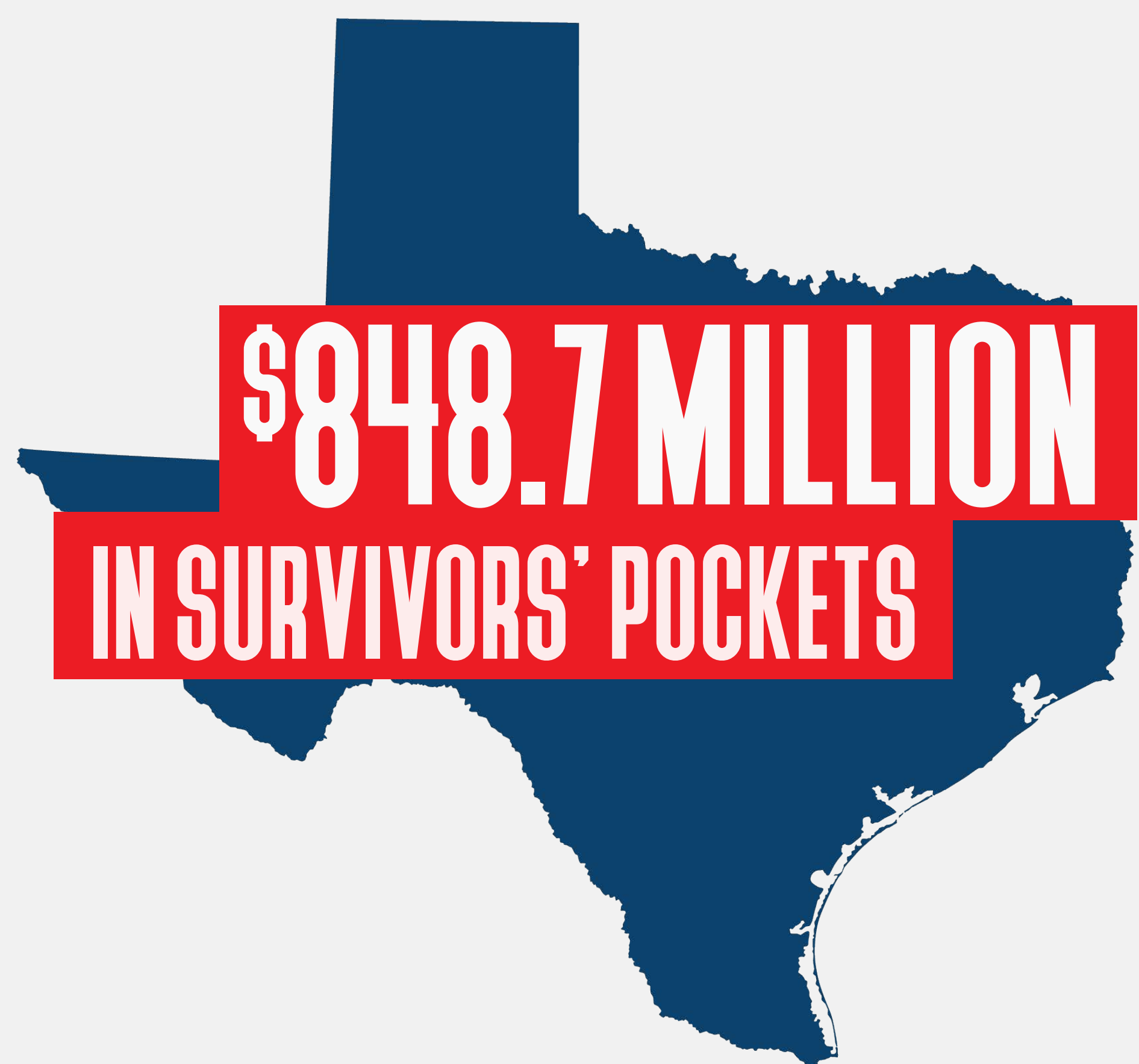
Jefferson County Recovery

Hurricane Harvey: County Updates



FEMA

all totals as of March 2, 2018



NATIONAL FLOOD INSURANCE PROGRAM (NFIP)

Claims **6,941**


Paid
\$391.9 MILLION

PUBLIC ASSISTANCE

Provides grants to Government organizations and certain private nonprofits.



5 PROJECTS
OBLIGATED



\$19.8 MILLION
FEDERALLY FUNDED

Housing and other disaster related expenses: **\$169.8 MIL**

additionally

Direct Housing **538** HOUSED **757** total
71% complete

Small Business Administration (SBA)

Loans Approved: **3,696** for **\$287 MIL**

913 HOUSEHOLDS
IN FEMA
FUNDED HOTELS

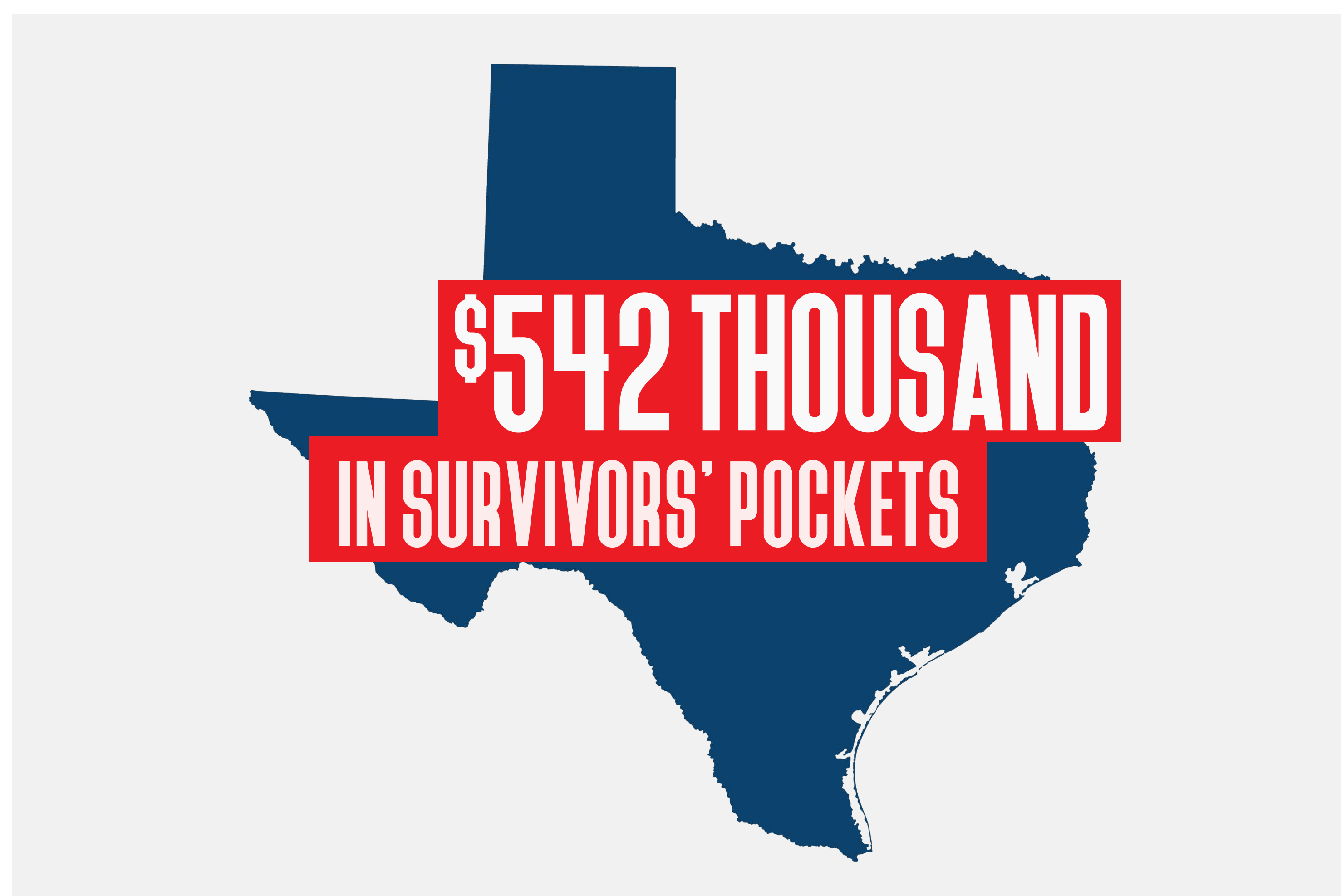
Karnes County Recovery

Hurricane Harvey: County Updates



FEMA

all totals as of March 2, 2018



109 
APPROVED
REGISTRATIONS
FOR INDIVIDUAL ASSISTANCE

100% HOME
INSPECTIONS
COMPLETED



NATIONAL FLOOD INSURANCE PROGRAM (NFIP)

Claims **0**

Paid
\$0



PUBLIC ASSISTANCE

Provides grants to Government organizations and certain private nonprofits.



1

PROJECTS
OBLIGATED



\$3.4 THOUSAND
FEDERALLY FUNDED

Housing and other disaster related expenses: **\$245 THOUSAND**
additionally

Direct Housing **N/A**

Small Business Administration (SBA)

Loans Approved: **9** for **\$297 THOUSAND**

0

HOUSEHOLDS
IN FEMA
FUNDED HOTELS

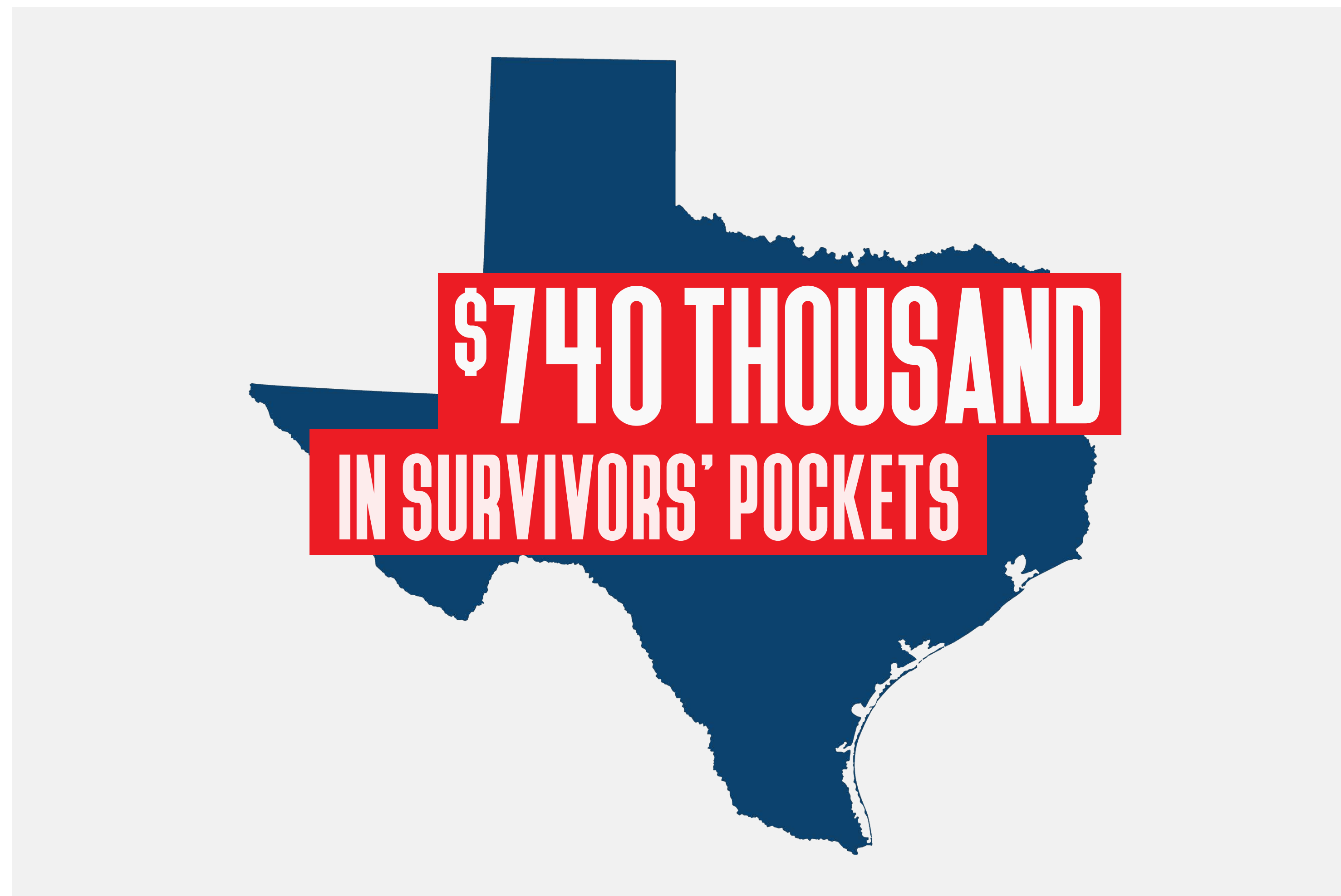


Kleberg County Recovery

Hurricane Harvey: County Updates



all totals as of March 2, 2018



NATIONAL FLOOD INSURANCE PROGRAM (NFIP)

Claims **0**



Paid
\$0


PUBLIC ASSISTANCE

Provides grants to Government organizations and certain private nonprofits.



0

PROJECTS
OBLIGATED



\$0

FEDERALLY FUNDED

Housing and other disaster related expenses:

\$430 THOUSAND

additionally

**Direct
Housing**

N/A

Small Business Administration (SBA)

Loans Approved: **11** for **\$309 THOUSAND**

0

**HOUSEHOLDS
IN FEMA
FUNDED HOTELS**



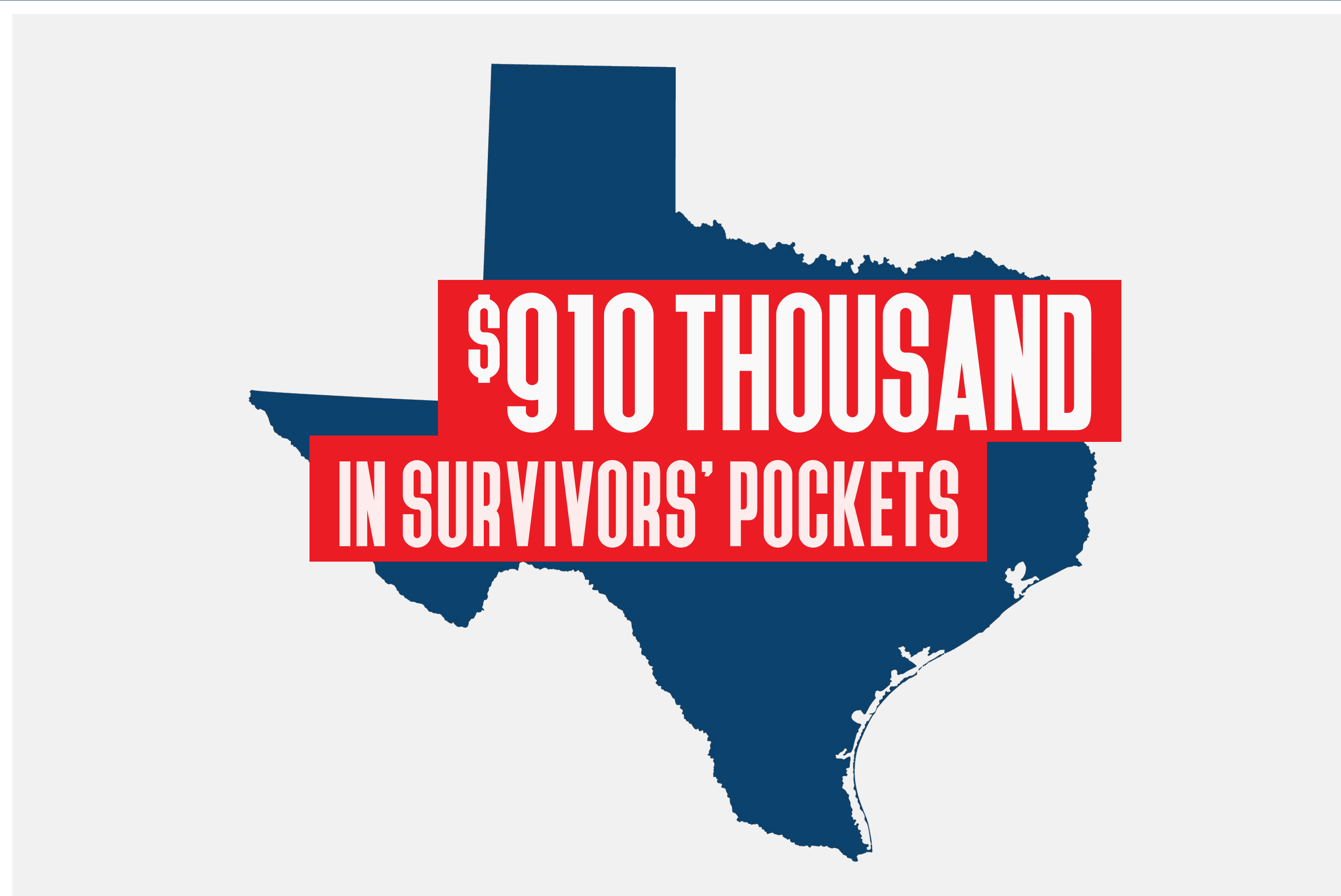
Lavaca County Recovery

Hurricane Harvey: County Updates



FEMA

all totals as of March 2, 2018



101 
APPROVED
REGISTRATIONS
FOR INDIVIDUAL ASSISTANCE

99.6% **HOME**
INSPECTIONS
COMPLETED



NATIONAL FLOOD INSURANCE PROGRAM (NFIP)

Claims **3**

Paid
\$0




PUBLIC ASSISTANCE

Provides grants to Government organizations and certain private nonprofits.



1

PROJECTS
OBLIGATED



\$4.5 THOUSAND
FEDERALLY FUNDED

Housing and other disaster related expenses: **\$134 THOUSAND**
additionally

Direct Housing

N/A

Small Business Administration (SBA)

Loans Approved: **16** for **\$776 THOUSAND**

2

HOUSEHOLDS
IN FEMA
FUNDED HOTELS



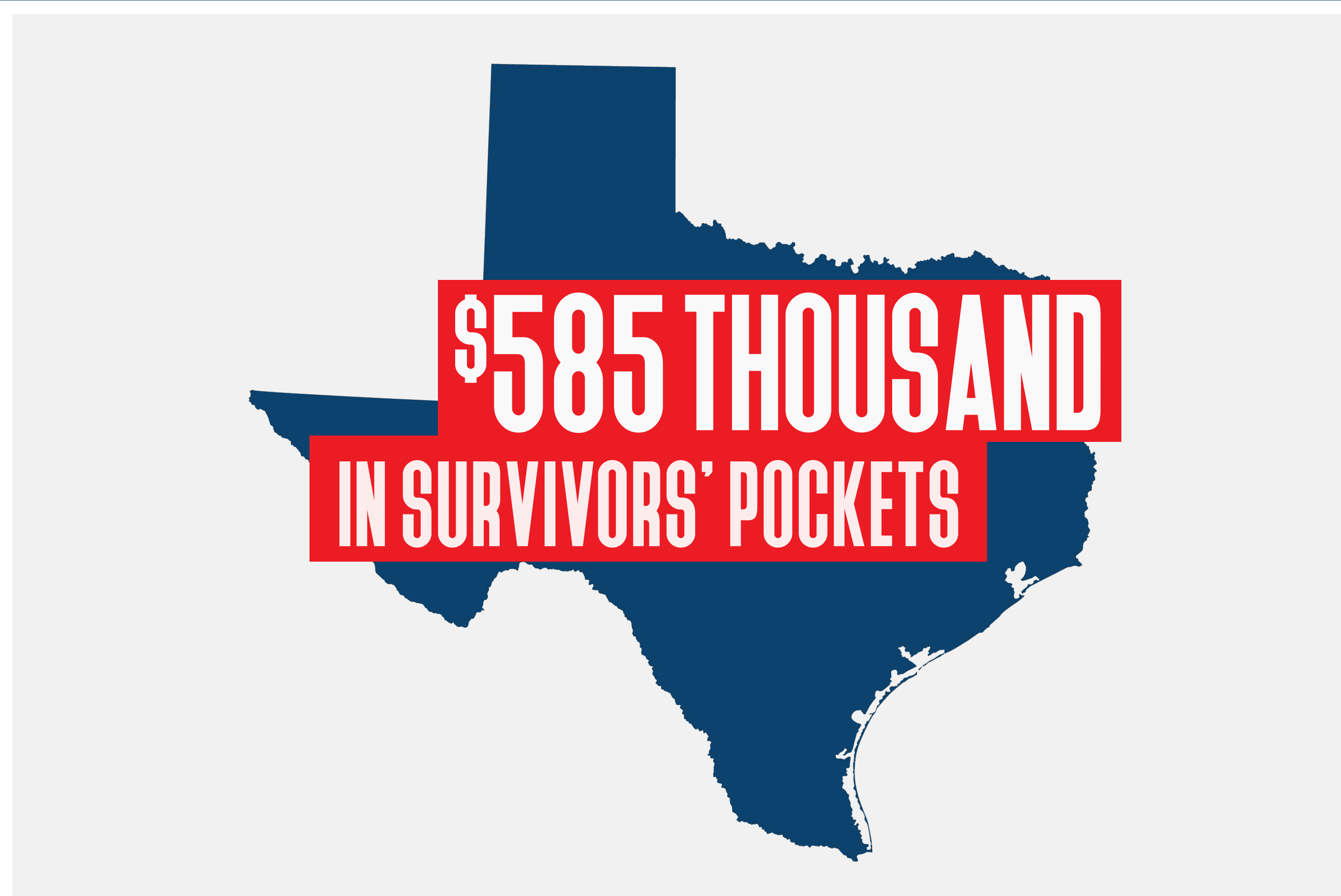
Lee County Recovery

Hurricane Harvey: County Updates



FEMA

all totals as of March 2, 2018



NATIONAL FLOOD INSURANCE PROGRAM (NFIP)

Claims **11**

Paid
\$157 THOUSAND

PUBLIC ASSISTANCE

Provides grants to Government organizations and certain private nonprofits.



0

PROJECTS
OBLIGATED



\$0

FEDERALLY FUNDED

Housing and other disaster related expenses: **\$292 THOUSAND**
additionally

Direct Housing **N/A**

Small Business Administration (SBA)

Loans Approved: **3** for **\$135 THOUSAND**

0

HOUSEHOLDS
IN FEMA
FUNDED HOTELS



Liberty County Recovery

Hurricane Harvey: County Updates



all totals as of March 2, 2018



NATIONAL FLOOD INSURANCE PROGRAM (NFIP)

Claims **548**

Paid
\$20.8 MILLION

PUBLIC ASSISTANCE

Provides grants to Government organizations and certain private nonprofits.



\$1.2 MILLION
FEDERALLY FUNDED

Housing and other disaster related expenses: **\$28.4 MIL**

additionally

Direct Housing	32 HOUSED	79 total
		40% complete

Small Business Administration (SBA)

Loans Approved: **460** for **\$29.4 MIL**

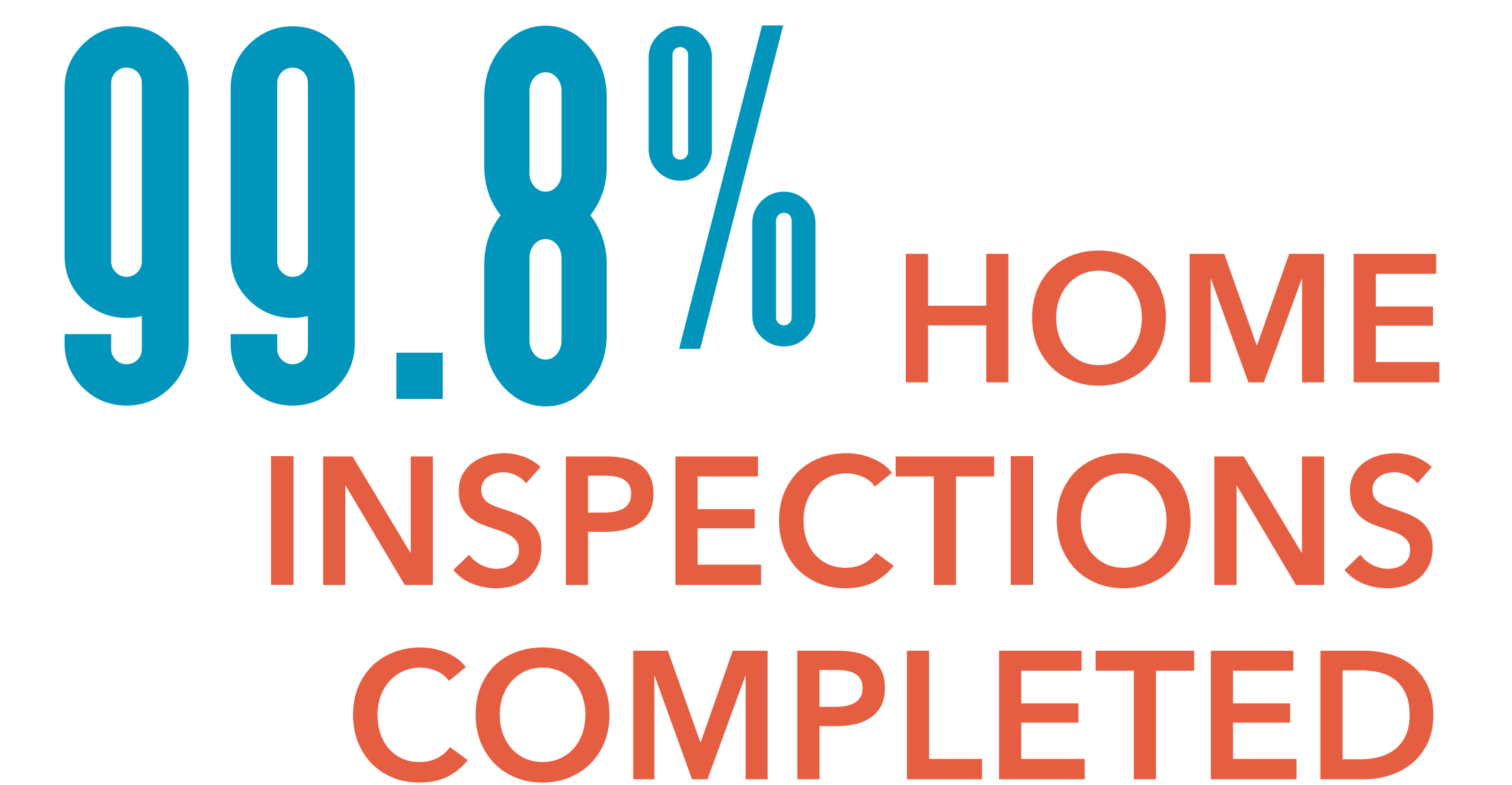
99 HOUSEHOLDS
IN FEMA
FUNDED HOTELS

Matagorda County Recovery

Hurricane Harvey: County Updates



all totals as of March 2, 2018



NATIONAL FLOOD INSURANCE PROGRAM (NFIP)

Claims **294**

Paid
\$5.1 MILLION

PUBLIC ASSISTANCE

Provides grants to Government organizations and certain private nonprofits.



0 PROJECTS
OBLIGATED



\$0
FEDERALLY FUNDED

Housing and other disaster related expenses: **\$5.5 MIL**

additionally

Direct Housing **1** HOUSED **8** total
12% complete

Small Business Administration (SBA)

Loans Approved: **132** for **\$7.5 MIL**

25

HOUSEHOLDS
IN FEMA
FUNDED HOTELS



Montgomery County Recovery

Hurricane Harvey: County Updates



all totals as of March 2, 2018



NATIONAL FLOOD INSURANCE PROGRAM (NFIP)

Claims **2,320**

Paid **\$146.3 MILLION**

PUBLIC ASSISTANCE

Provides grants to Government organizations and certain private nonprofits.



\$1.7 MILLION
FEDERALLY FUNDED

Housing and other disaster related expenses: **\$36.9 MIL**

additionally

Direct Housing	32	272 total
HOUSED	11%	complete

Small Business Administration (SBA)

Loans Approved: **834** for **\$67 MIL**

214 HOUSEHOLDS IN FEMA FUNDED HOTELS 

Newton County Recovery

Hurricane Harvey: County Updates



all totals as of March 2, 2018



971 
APPROVED
REGISTRATIONS
FOR INDIVIDUAL ASSISTANCE

99.7% HOME
INSPECTIONS
COMPLETED



NATIONAL FLOOD INSURANCE PROGRAM (NFIP)

Claims **199**

Paid
\$7.2 MILLION

PUBLIC ASSISTANCE

Provides grants to Government organizations and certain private nonprofits.



0 PROJECTS
OBLIGATED 

\$0
FEDERALLY FUNDED

Housing and other disaster related expenses: **\$3.7 MIL**

additionally

Direct **18** **28** total
Housing **HOUSED** **64%** complete

Small Business Administration (SBA)

Loans Approved: **90** for **\$6.9 MIL**

10 HOUSEHOLDS
IN FEMA
FUNDED HOTELS 

Nueces County Recovery

Hurricane Harvey: County Updates



FEMA

all totals as of March 2, 2018



14,017 
APPROVED
REGISTRATIONS
FOR INDIVIDUAL ASSISTANCE

99.8% HOME
INSPECTIONS
COMPLETED



NATIONAL FLOOD INSURANCE PROGRAM (NFIP)

Claims **3,586**

Paid
\$66.1 MILLION

PUBLIC ASSISTANCE

Provides grants to Government organizations and certain private nonprofits.



5 PROJECTS
OBLIGATED



\$8.5 MILLION
FEDERALLY FUNDED

Housing and other disaster related expenses: **\$17.6 MIL**

additionally

Direct **8** **23** total
Housing **HOUSED** **34%** complete

Small Business Administration (SBA)

Loans Approved: **2,163** for **\$88.1 MIL**

106 HOUSEHOLDS
IN FEMA
FUNDED HOTELS 

Orange County Recovery

Hurricane Harvey: County Updates



all totals as of March 2, 2018



17,555 
APPROVED
REGISTRATIONS
FOR INDIVIDUAL ASSISTANCE

99.8% HOME
INSPECTIONS
COMPLETED



NATIONAL FLOOD INSURANCE PROGRAM (NFIP)

Claims **4,229**

Paid
\$270.2 MILLION

PUBLIC ASSISTANCE

Provides grants to Government organizations and certain private nonprofits.

 **2** PROJECTS
OBLIGATED 

\$6.6 MILLION
FEDERALLY FUNDED

Housing and other disaster related expenses: **\$120.4 MIL**

additionally

Direct Housing	439 HOUSED	595 total
		73% complete

Small Business Administration (SBA)

Loans Approved: **2,991** for **\$272.6 MIL**

352 HOUSEHOLDS
IN FEMA
FUNDED HOTELS 

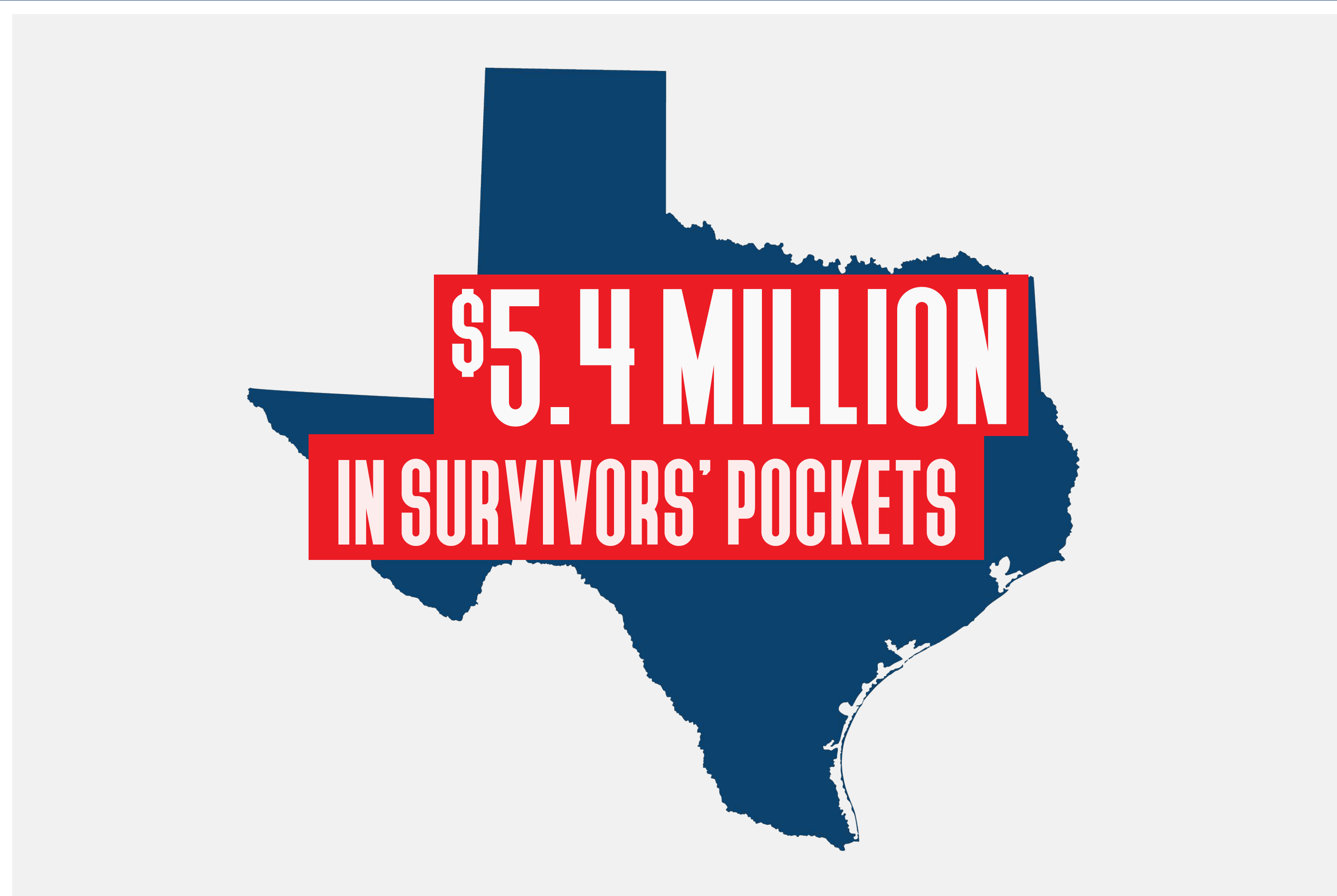
Polk County Recovery

Hurricane Harvey: County Updates



FEMA

all totals as of March 2, 2018



687 
APPROVED
REGISTRATIONS
FOR INDIVIDUAL ASSISTANCE

99.7% HOME
INSPECTIONS
COMPLETED



NATIONAL FLOOD INSURANCE PROGRAM (NFIP)

Claims **32**

Paid
\$499 THOUSAND

PUBLIC ASSISTANCE

Provides grants to Government organizations and certain private nonprofits.



0 PROJECTS
OBLIGATED



\$0
FEDERALLY FUNDED

Housing and other disaster related expenses: **\$2.9 MIL**

additionally

Direct **5** **12** total
Housing **HOUSED** **41%** complete

Small Business Administration (SBA)

Loans Approved: **50** for **\$2 MIL**

9 HOUSEHOLDS
IN FEMA
FUNDED HOTELS 

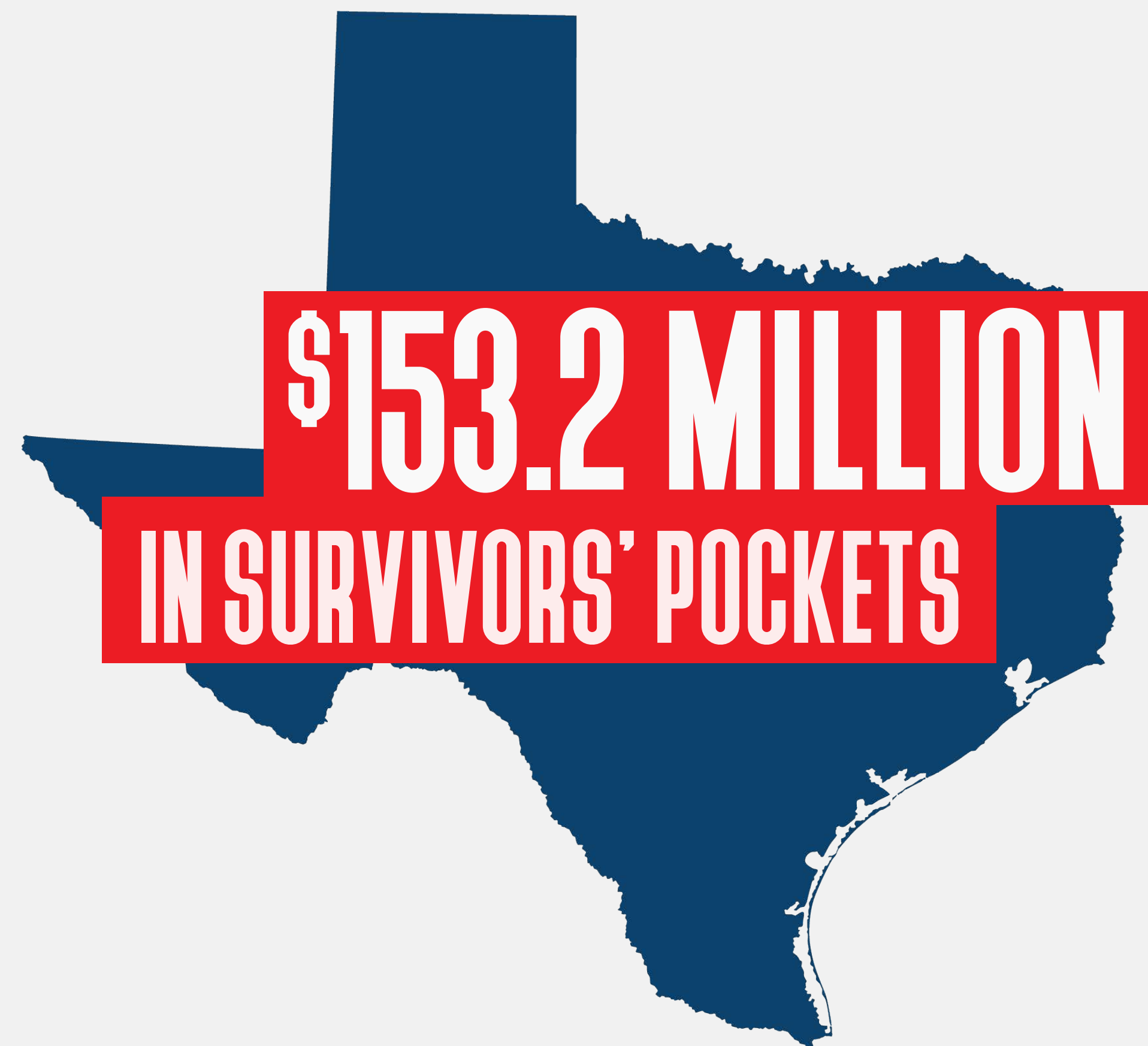
Port Aransas Recovery

Hurricane Harvey: City Updates



FEMA

all totals as of March 2, 2018



NATIONAL FLOOD INSURANCE PROGRAM (NFIP)

Claims **2,754**

Paid
\$115 MILLION

PUBLIC ASSISTANCE

Provides grants to Government organizations and certain private nonprofits.



2 PROJECTS
OBLIGATED



\$3.2 MILLION
FEDERALLY FUNDED

Housing and other disaster related expenses: **\$6.2 MIL**
additionally

Direct **8** **22** total
Housing **HOUSED** **36%** complete

Small Business Administration (SBA)

Loans Approved: **377** for **\$32 MIL**

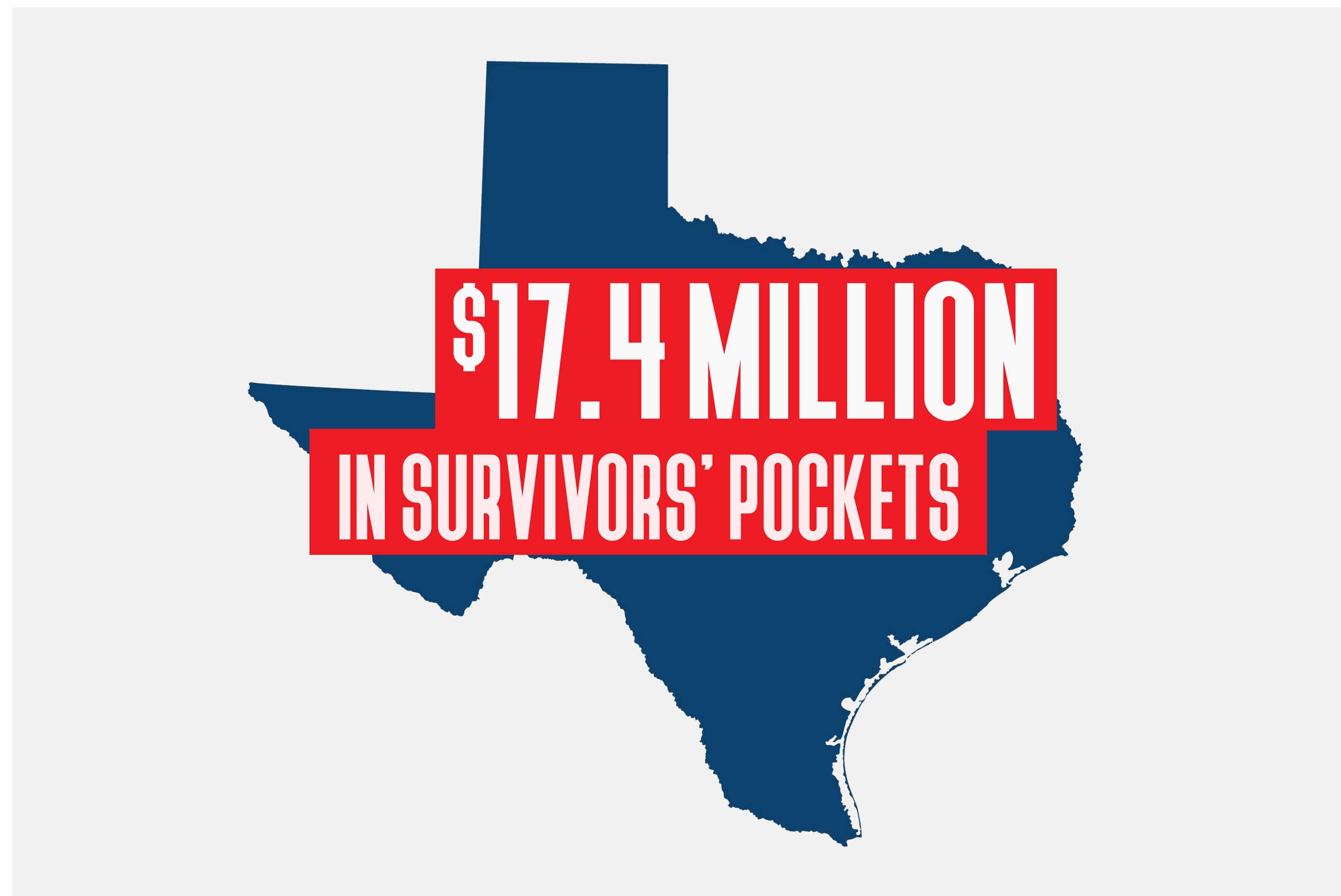
82 HOUSEHOLDS
IN FEMA
FUNDED HOTELS

Refugio County Recovery

Hurricane Harvey: County Updates



all totals as of March 2, 2018



NATIONAL FLOOD INSURANCE PROGRAM (NFIP)

Claims **37**

Paid
\$857 THOUSAND

PUBLIC ASSISTANCE

Provides grants to Government organizations and certain private nonprofits.



\$4.8 MILLION
FEDERALLY FUNDED

Housing and other disaster related expenses: **\$5.1 MIL**

additionally

Direct **7** **21** total
Housing **HOUSED** **33%** complete

Small Business Administration (SBA)

Loans Approved: **194** for **\$11.3 MIL**

38 HOUSEHOLDS
IN FEMA
FUNDED HOTELS

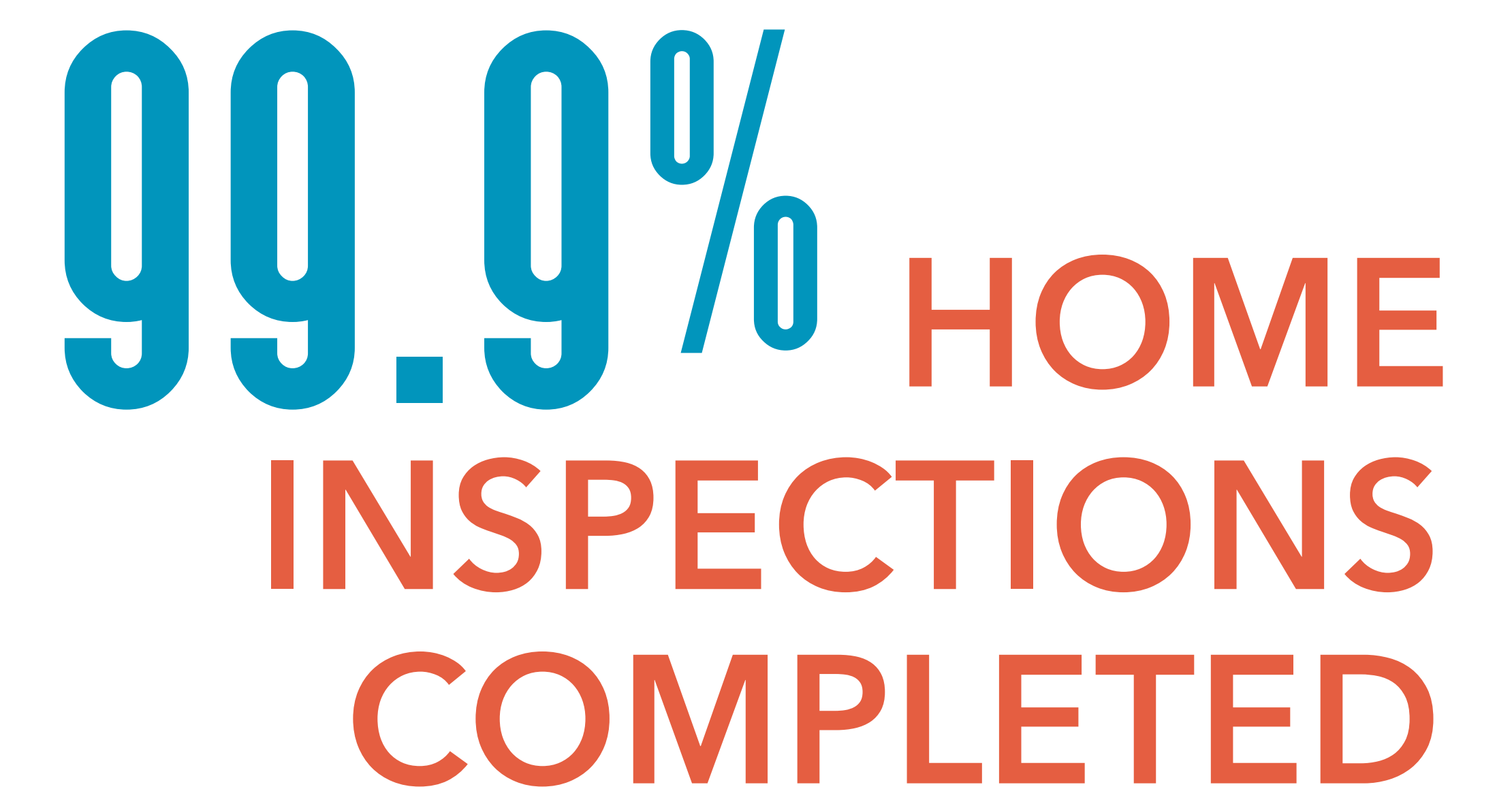
Rockport Recovery

Hurricane Harvey: City Updates



FEMA

all totals as of March 2 2018



NATIONAL FLOOD INSURANCE PROGRAM (NFIP)

Claims **744**

Paid
\$4.8 MILLION

PUBLIC ASSISTANCE

Provides grants to Government organizations and certain private nonprofits.



1 PROJECTS
OBLIGATED



\$925 THOUSAND
FEDERALLY FUNDED

Housing and other disaster related expenses: **\$22.9 MIL**
additionally

Direct Housing **164** **212** total
HOUSED **77%** complete

Small Business Administration (SBA)

Loans Approved: **1,028** for **\$82 MIL**

129 HOUSEHOLDS
IN FEMA
FUNDED HOTELS

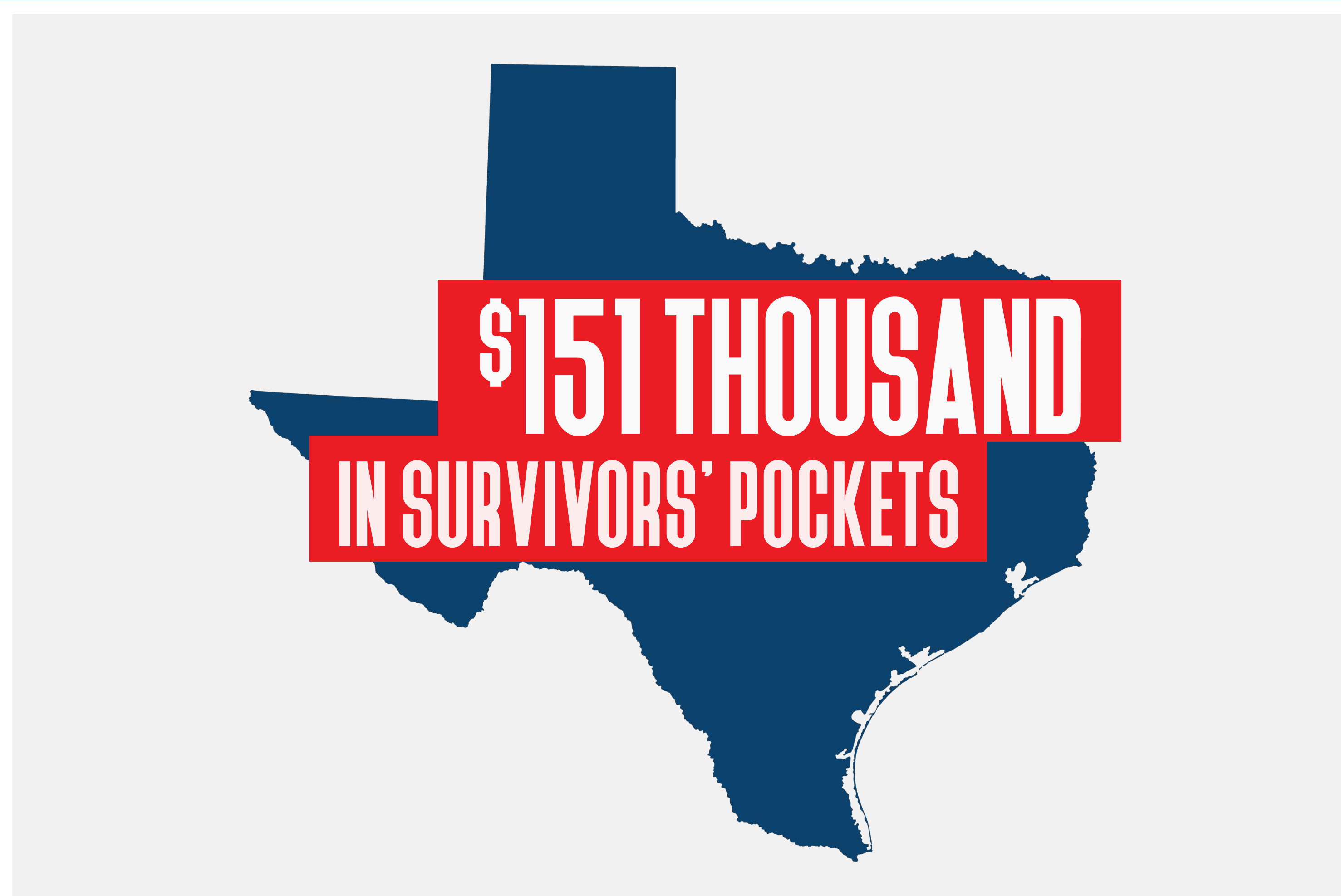
Sabine County Recovery

Hurricane Harvey: County Updates



FEMA

all totals as of March 2, 2018



76 
APPROVED
REGISTRATIONS
FOR INDIVIDUAL ASSISTANCE


100% HOME
INSPECTIONS
COMPLETED



**NATIONAL
FLOOD
INSURANCE
PROGRAM
(NFIP)**

Claims **0**

Paid
\$0



**PUBLIC
ASSISTANCE**

Provides grants to Government organizations and certain private nonprofits.



2 PROJECTS
OBLIGATED



**\$10 THOUSAND
FEDERALLY FUNDED**

Housing and other disaster related expenses: **\$115 THOUSAND**

additionally

Direct Housing **N/A**

Small Business Administration (SBA)

Loans Approved: **3** for **\$36 THOUSAND**

1

HOUSEHOLDS
IN FEMA
FUNDED HOTELS

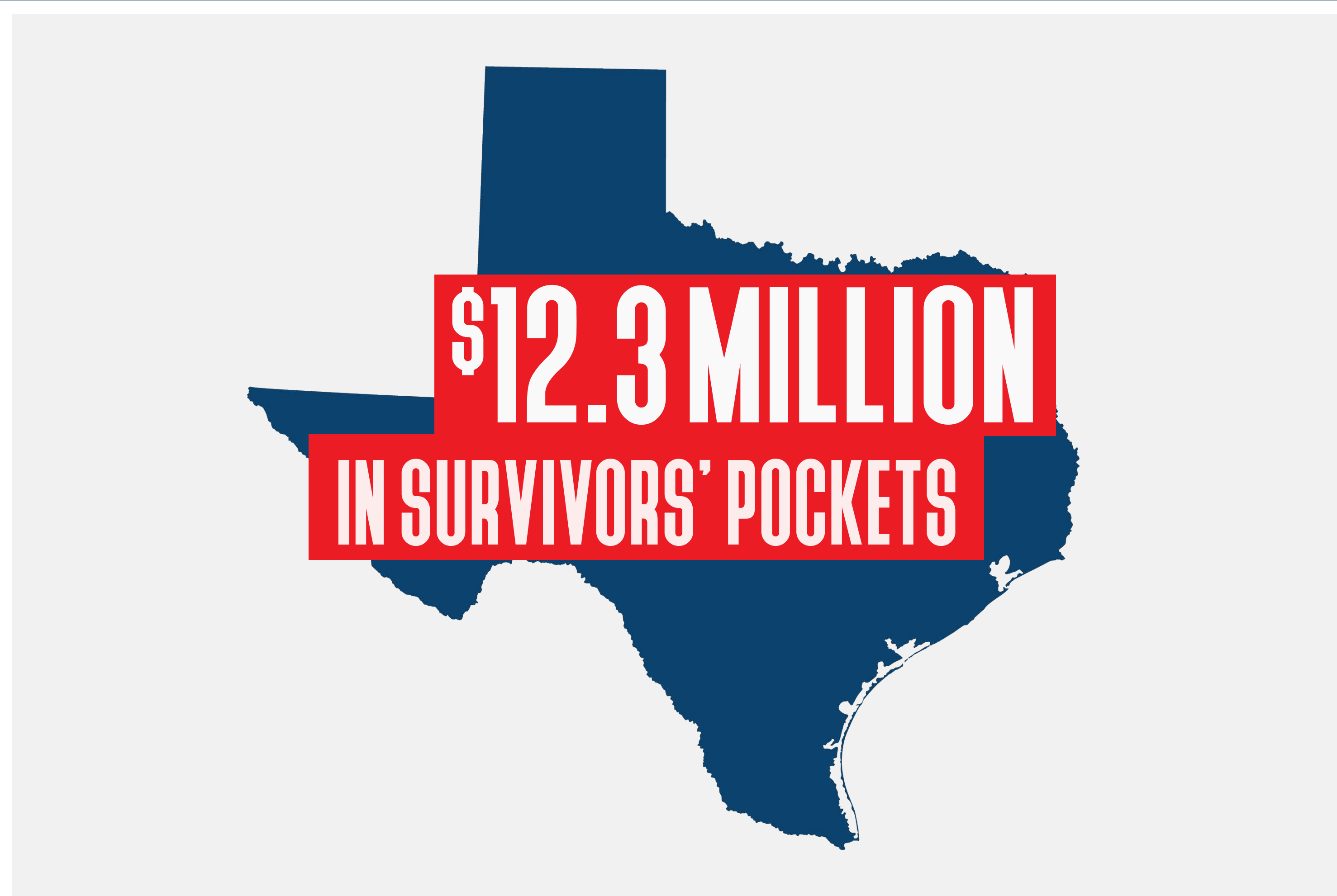


San Jacinto County Recovery

Hurricane Harvey: County Updates



all totals as of March 2, 2018



1,107 
APPROVED
REGISTRATIONS
FOR INDIVIDUAL ASSISTANCE

99.4% HOME
INSPECTIONS
COMPLETED



NATIONAL FLOOD INSURANCE PROGRAM (NFIP)

Claims **71**

Paid
\$1.7 MILLION

PUBLIC ASSISTANCE

Provides grants to Government organizations and certain private nonprofits.



0 PROJECTS
OBLIGATED



\$0
FEDERALLY FUNDED

Housing and other disaster related expenses: **\$7.6 MIL**

additionally

Direct **17** **39** total
Housing **HOUSED** **43%** complete

Small Business Administration (SBA)

Loans Approved: **56** for **\$3 MIL**

40 HOUSEHOLDS
IN FEMA
FUNDED HOTELS 

San Patricio County Recovery

Hurricane Harvey: County Updates



all totals as of March 2, 2018



7,085 
APPROVED
REGISTRATIONS
FOR INDIVIDUAL ASSISTANCE

99.7% HOME
INSPECTIONS
COMPLETED



NATIONAL FLOOD INSURANCE PROGRAM (NFIP)

Claims **309**

Paid
\$2.6 MILLION

PUBLIC ASSISTANCE

Provides grants to Government organizations and certain private nonprofits.

 **10** PROJECTS
OBLIGATED 

\$4.3 MILLION
FEDERALLY FUNDED

Housing and other disaster related expenses: **\$16.4 MIL**

additionally

Direct **10** **30** total
Housing **HOUSED** **33%** complete

Small Business Administration (SBA)

Loans Approved: **996** for **\$46.6 MIL**

90 HOUSEHOLDS
IN FEMA
FUNDED HOTELS 

Tyler County Recovery

Hurricane Harvey: County Updates



FEMA

all totals as of March 2, 2018



612 
APPROVED
REGISTRATIONS
FOR INDIVIDUAL ASSISTANCE

99.5% HOME
INSPECTIONS
COMPLETED



NATIONAL FLOOD INSURANCE PROGRAM (NFIP)

Claims **26**

Paid
\$740 THOUSAND

PUBLIC ASSISTANCE

Provides grants to Government organizations and certain private nonprofits.



1 PROJECTS
OBLIGATED



\$8.7 THOUSAND
FEDERALLY FUNDED

Housing and other disaster related expenses: **\$2 MIL**

additionally

Direct Housing **4** **10** total
HOUSED **40%** complete

Small Business Administration (SBA)

Loans Approved: **43** for **\$2 MIL**

9

HOUSEHOLDS
IN FEMA
FUNDED HOTELS



Victoria County Recovery

Hurricane Harvey: County Updates



FEMA

all totals as of March 2, 2018



NATIONAL FLOOD INSURANCE PROGRAM (NFIP)

Claims **104**

Paid
\$1.2 MILLION


PUBLIC ASSISTANCE

Provides grants to Government organizations and certain private nonprofits.



1

PROJECTS
OBLIGATED



\$1.3 MILLION
FEDERALLY FUNDED

Housing and other disaster related expenses:
additionally

\$12.7 MIL

Direct
Housing

6
HOUSED

17 total

35% complete

Small Business Administration (SBA)

Loans
Approved: **660** for **\$27 MIL**

71

HOUSEHOLDS
IN FEMA
FUNDED HOTELS



Walker County Recovery

Hurricane Harvey: County Updates



FEMA

all totals as of March 2, 2018



615 
APPROVED
REGISTRATIONS
FOR INDIVIDUAL ASSISTANCE

99.8% HOME
INSPECTIONS
COMPLETED



NATIONAL FLOOD INSURANCE PROGRAM (NFIP)

Claims **33**

Paid
\$1 MILLION

PUBLIC ASSISTANCE

Provides grants to Government organizations and certain private nonprofits.



0 PROJECTS
OBLIGATED 

\$0
FEDERALLY FUNDED

Housing and other disaster related expenses: **\$1.5 MIL**
additionally

Direct Housing **0** HOUSED **3** total
0% complete

Small Business Administration (SBA)

Loans Approved: **26** for **\$1.2 MIL**

13 HOUSEHOLDS
IN FEMA
FUNDED HOTELS 

Waller County Recovery

Hurricane Harvey: County Updates



FEMA

all totals as of March 2, 2018



890 
APPROVED
REGISTRATIONS
FOR INDIVIDUAL ASSISTANCE

99.8% HOME
INSPECTIONS
COMPLETED



NATIONAL FLOOD INSURANCE PROGRAM (NFIP)

Claims **311**

Paid
\$14 MILLION

PUBLIC ASSISTANCE

Provides grants to Government organizations and certain private nonprofits.



2 PROJECTS
OBLIGATED



\$343 THOUSAND
FEDERALLY FUNDED

Housing and other disaster related expenses: **\$3.8 MIL**

additionally

Direct **1** **8** total
Housing **HOUSED** **12%** complete

Small Business Administration (SBA)

Loans Approved: **83** for **\$6 MIL**

23 HOUSEHOLDS
IN FEMA
FUNDED HOTELS 

Wharton County Recovery

Hurricane Harvey: County Updates



all totals as of March 2, 2018



2,940 
APPROVED
REGISTRATIONS
FOR INDIVIDUAL ASSISTANCE

99.3% HOME
INSPECTIONS
COMPLETED



NATIONAL FLOOD INSURANCE PROGRAM (NFIP)

Claims **457**

Paid
\$18.6 MILLION

PUBLIC ASSISTANCE

Provides grants to Government organizations and certain private nonprofits.



3 PROJECTS
OBLIGATED



\$107 THOUSAND
FEDERALLY FUNDED

Housing and other disaster related expenses: **\$14.4 MIL**

additionally

Direct **37** **83** total
Housing **HOUSED** **44%** complete

Small Business Administration (SBA)

Loans Approved: **258** for **\$20.6 MIL**

184 HOUSEHOLDS
IN FEMA
FUNDED HOTELS 