

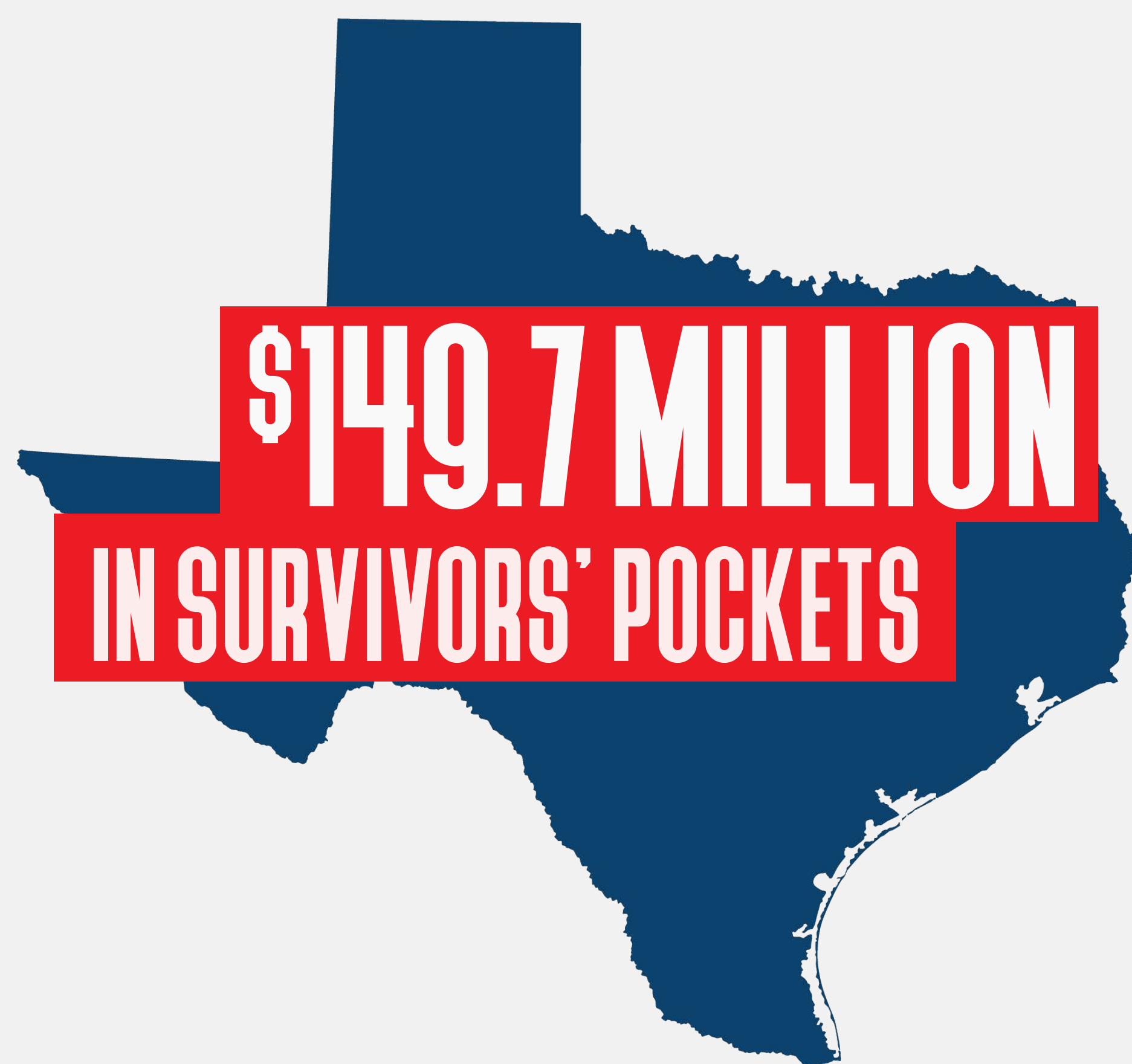
Aransas County Recovery

Hurricane Harvey: County Updates



FEMA

all totals as of Feb 23, 2018



7,275 
APPROVED
REGISTRATIONS
FOR INDIVIDUAL ASSISTANCE

99.8% HOME
INSPECTIONS
COMPLETED



**NATIONAL
FLOOD
INSURANCE
PROGRAM
(NFIP)**

Claims **2,387**

Paid
\$27.5 MILLION

**PUBLIC
ASSISTANCE**

Provides grants to Government organizations
and certain private nonprofits.



4 PROJECTS
OBLIGATED



\$32.8 MILLION
FEDERALLY FUNDED

Housing and
other disaster
related expenses:
additionally

\$28.4 MIL

Direct **178** **337** total
Housing HOUSED **52%** complete

Small Business Administration (SBA)

Loans
Approved: **1,232** for **\$93.8 MIL**

160 HOUSEHOLDS
IN FEMA
FUNDED HOTELS



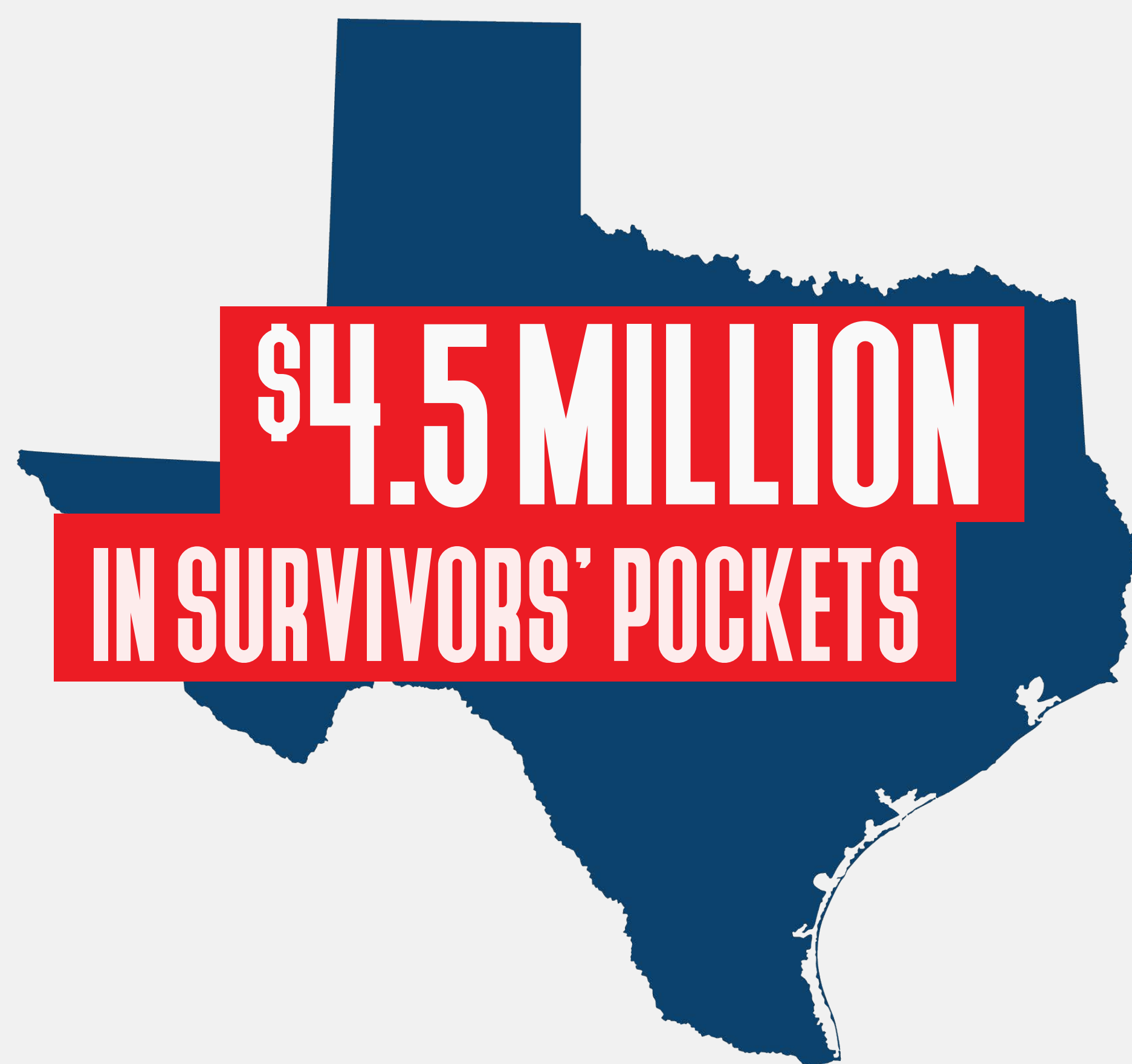
Austin County Recovery

Hurricane Harvey: County Updates



FEMA

all totals as of Feb 23, 2018



322 
APPROVED
REGISTRATIONS
FOR INDIVIDUAL ASSISTANCE

100% HOME
INSPECTIONS
COMPLETED



**NATIONAL
FLOOD
INSURANCE
PROGRAM
(NFIP)**

Claims **85**

Paid
\$2.1 MILLION

**PUBLIC
ASSISTANCE**

Provides grants to Government organizations
and certain private nonprofits.



0

PROJECTS
OBLIGATED



\$0
FEDERALLY FUNDED

Housing and
other disaster
related expenses:

\$1.1 MIL

additionally

**Direct
Housing**

3

HOUSED

7 total

42% complete

Small Business Administration (SBA)

Loans
Approved: **24** for **\$1.3 MIL**

7

**HOUSEHOLDS
IN FEMA
FUNDED HOTELS**



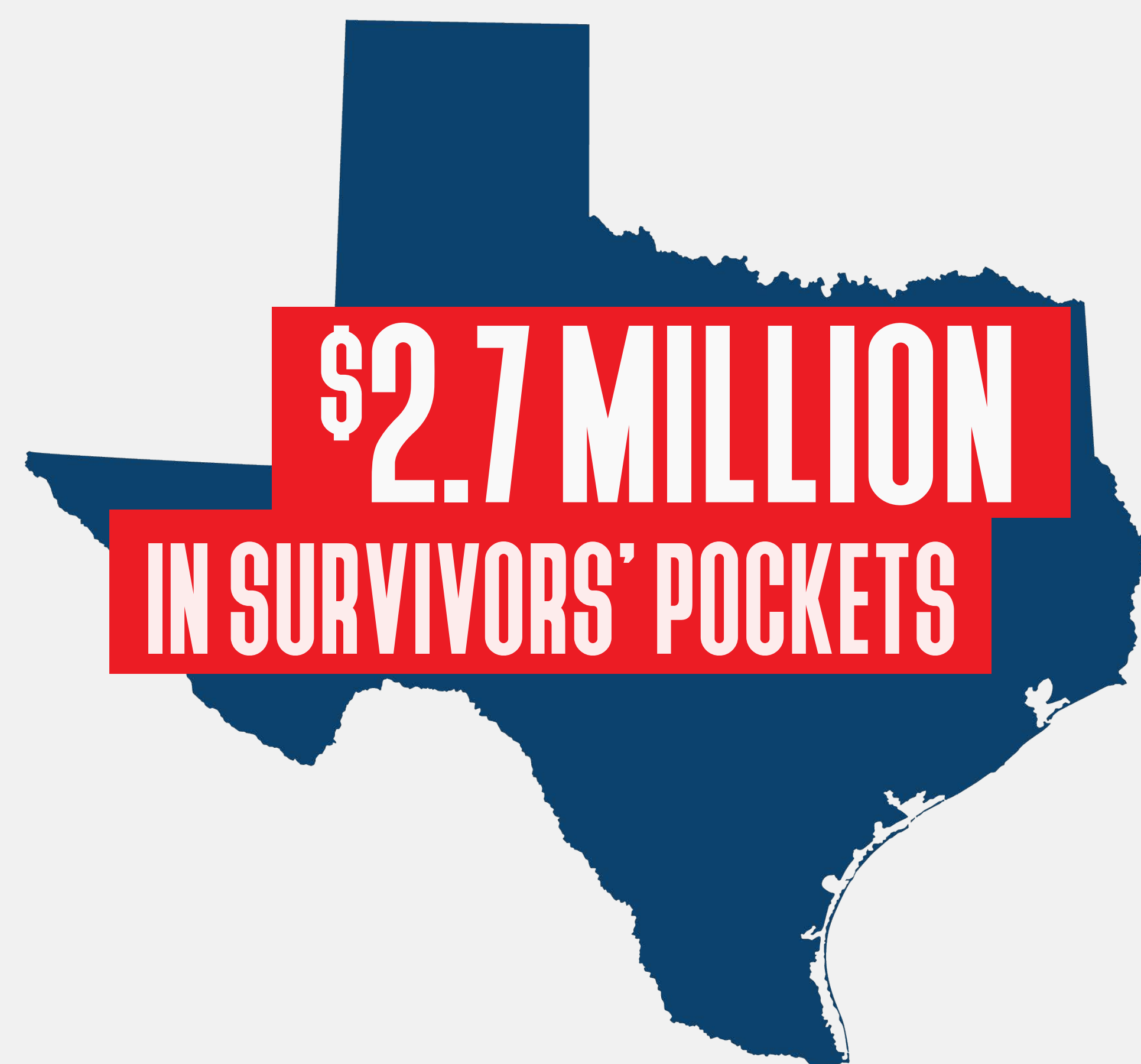
Bastrop County Recovery

Hurricane Harvey: County Updates



FEMA

all totals as of Feb 23, 2018



286 
APPROVED
REGISTRATIONS
FOR INDIVIDUAL ASSISTANCE

99.8% HOME
INSPECTIONS
COMPLETED



**NATIONAL
FLOOD
INSURANCE
PROGRAM
(NFIP)**

Claims **36**

Paid
\$861 THOUSAND

**PUBLIC
ASSISTANCE**

Provides grants to Government organizations
and certain private nonprofits.



1

PROJECTS
OBLIGATED



\$27 THOUSAND
FEDERALLY FUNDED

Housing and
other disaster
related expenses: **\$775 THOUSAND**
additionally

**Direct
Housing**

N/A

Small Business Administration (SBA)

Loans
Approved: **29** for **\$1.1 MIL**

3

HOUSEHOLDS
IN FEMA
FUNDED HOTELS



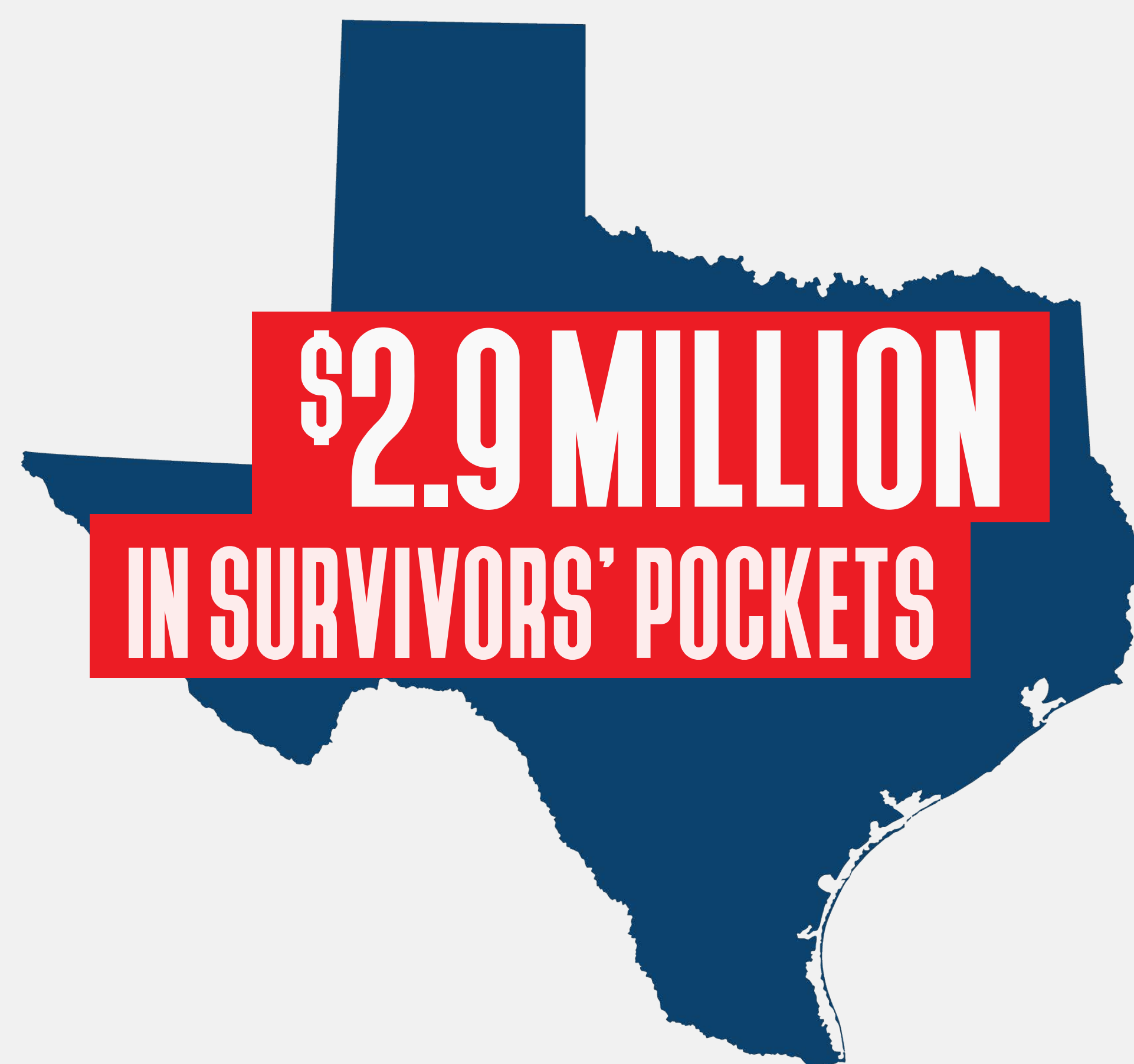
Bee County Recovery

Hurricane Harvey: County Updates



FEMA

all totals as of Feb 23, 2018



603
APPROVED
REGISTRATIONS
FOR INDIVIDUAL ASSISTANCE

100% HOME
INSPECTIONS
COMPLETED



**NATIONAL
FLOOD
INSURANCE
PROGRAM
(NFIP)**

Claims **19**

Paid
\$0

**PUBLIC
ASSISTANCE**

Provides grants to Government organizations
and certain private nonprofits.



0

PROJECTS
OBLIGATED



\$0
FEDERALLY FUNDED

Housing and
other disaster
related expenses: **\$823 THOUSAND**
additionally

**Direct
Housing**

N/A

Small Business Administration (SBA)

Loans
Approved: **57** for **\$2 MIL**

0

**HOUSEHOLDS
IN FEMA
FUNDED HOTELS**



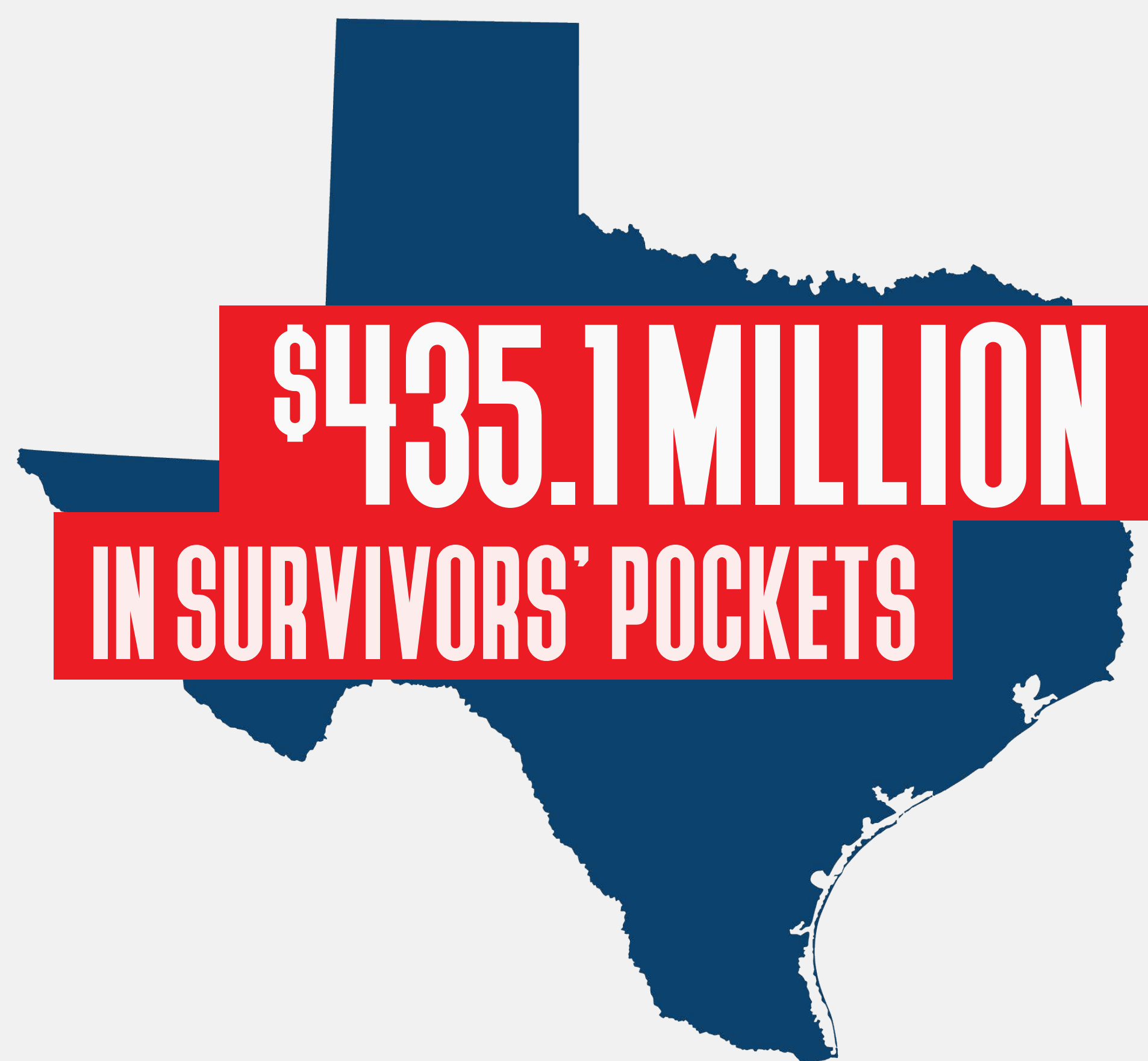
Brazoria County Recovery

Hurricane Harvey: County Updates



FEMA

all totals as of Feb 23, 2018



18,719 
APPROVED
REGISTRATIONS
FOR INDIVIDUAL ASSISTANCE

99.8% HOME
INSPECTIONS
COMPLETED



**NATIONAL
FLOOD
INSURANCE
PROGRAM
(NFIP)**

Claims **4,794**

Paid
\$234 MILLION

**PUBLIC
ASSISTANCE**

Provides grants to Government organizations
and certain private nonprofits.



3 PROJECTS
OBLIGATED



\$1.6 MILLION
FEDERALLY FUNDED

Housing and
other disaster
related expenses: **\$71 MIL**

additionally
Direct Housing **139** **284** total
HOUSED **48%** complete

Small Business Administration (SBA)

Loans
Approved: **1,759** for **\$130 MIL**

371 HOUSEHOLDS
IN FEMA
FUNDED HOTELS



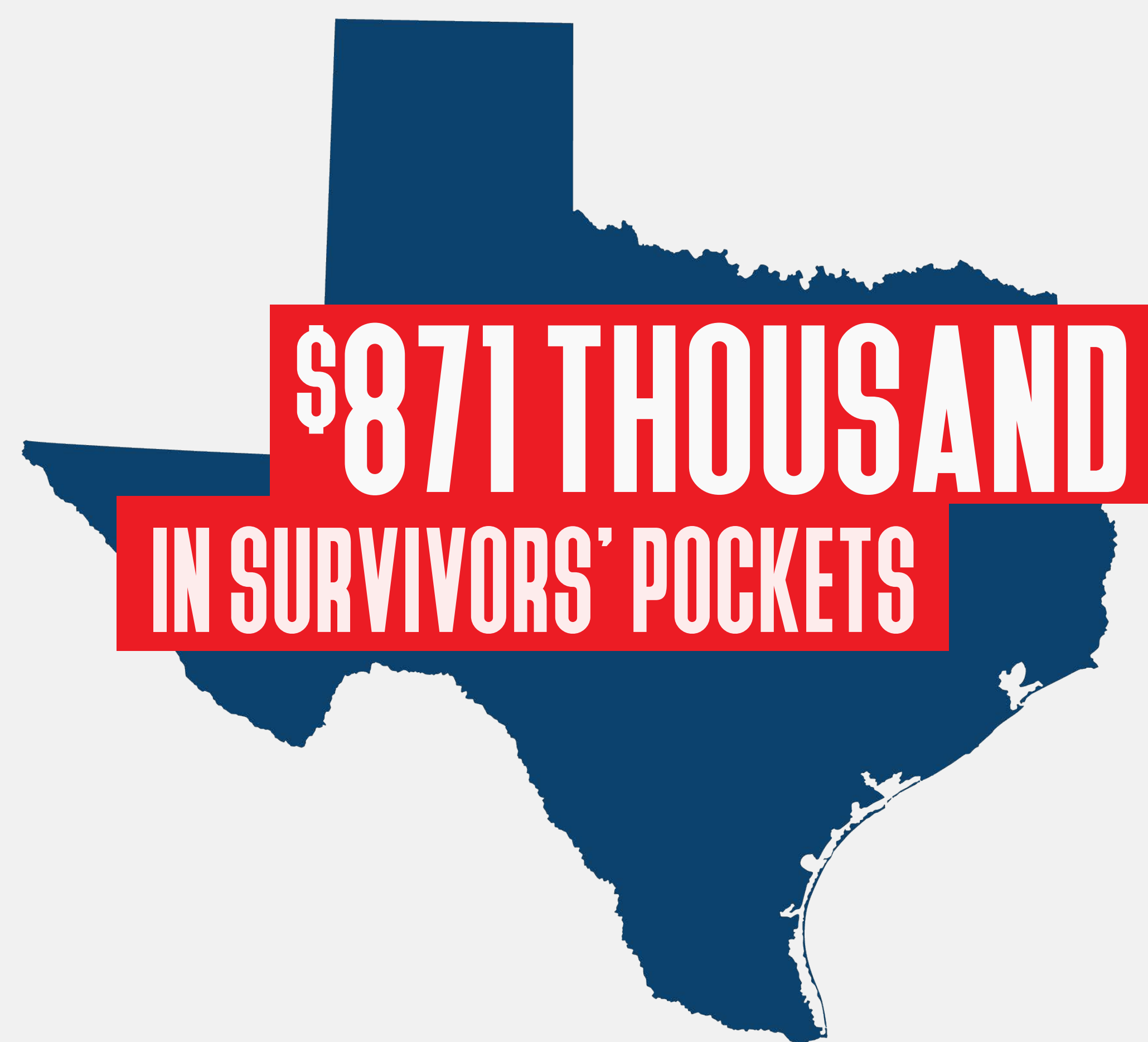
Caldwell County Recovery

Hurricane Harvey: County Updates



FEMA

all totals as of Feb 23, 2018



62 
APPROVED
REGISTRATIONS
FOR INDIVIDUAL ASSISTANCE

99.4% HOME
INSPECTIONS
COMPLETED



**NATIONAL
FLOOD
INSURANCE
PROGRAM
(NFIP)**

Claims **2**

Paid
\$15 THOUSAND


**PUBLIC
ASSISTANCE**

Provides grants to Government organizations
and certain private nonprofits.



0

PROJECTS
OBLIGATED



\$0
FEDERALLY FUNDED

Housing and
other disaster
related expenses: **\$290 THOUSAND**
additionally

**Direct
Housing**

N/A

Small Business Administration (SBA)

Loans
Approved: **15** for **\$566 THOUSAND**

0

**HOUSEHOLDS
IN FEMA
FUNDED HOTELS**



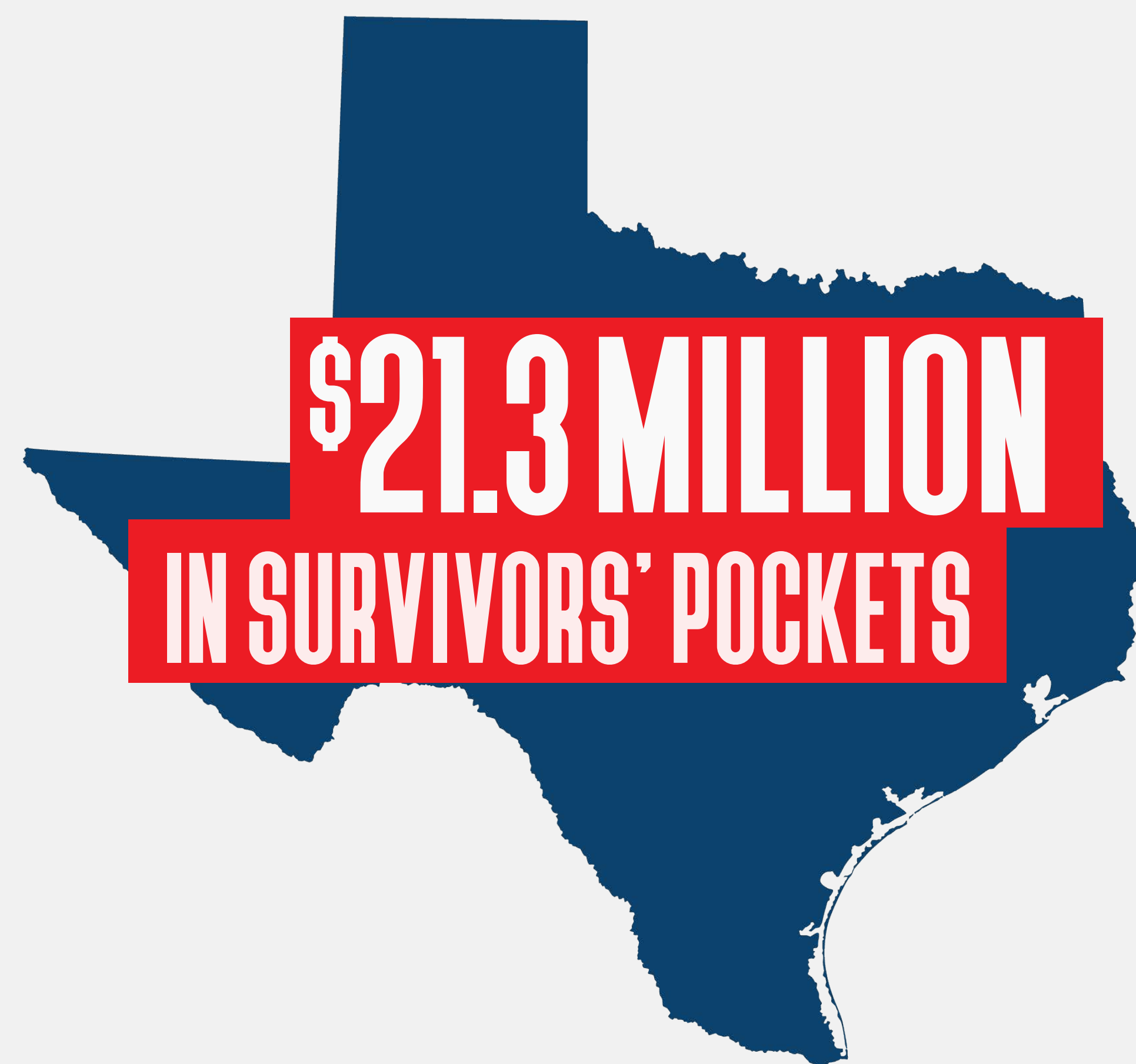
Calhoun County Recovery

Hurricane Harvey: County Updates



FEMA

all totals as of Feb 23, 2018



2,926 
APPROVED
REGISTRATIONS
FOR INDIVIDUAL ASSISTANCE

99.7% HOME
INSPECTIONS
COMPLETED



NATIONAL FLOOD INSURANCE PROGRAM (NFIP)

Claims **258**

Paid
\$2.1 MILLION

PUBLIC ASSISTANCE

Provides grants to Government organizations
and certain private nonprofits.



1

PROJECTS
OBLIGATED



\$246 THOUSAND
FEDERALLY FUNDED

Housing and
other disaster
related expenses:
additionally

\$4.7 MIL

Direct
Housing

2

HOUSED

6 total

33% complete

Small Business Administration (SBA)

Loans
Approved: **276** for **\$14.4 MIL**

16

HOUSEHOLDS
IN FEMA
FUNDED HOTELS



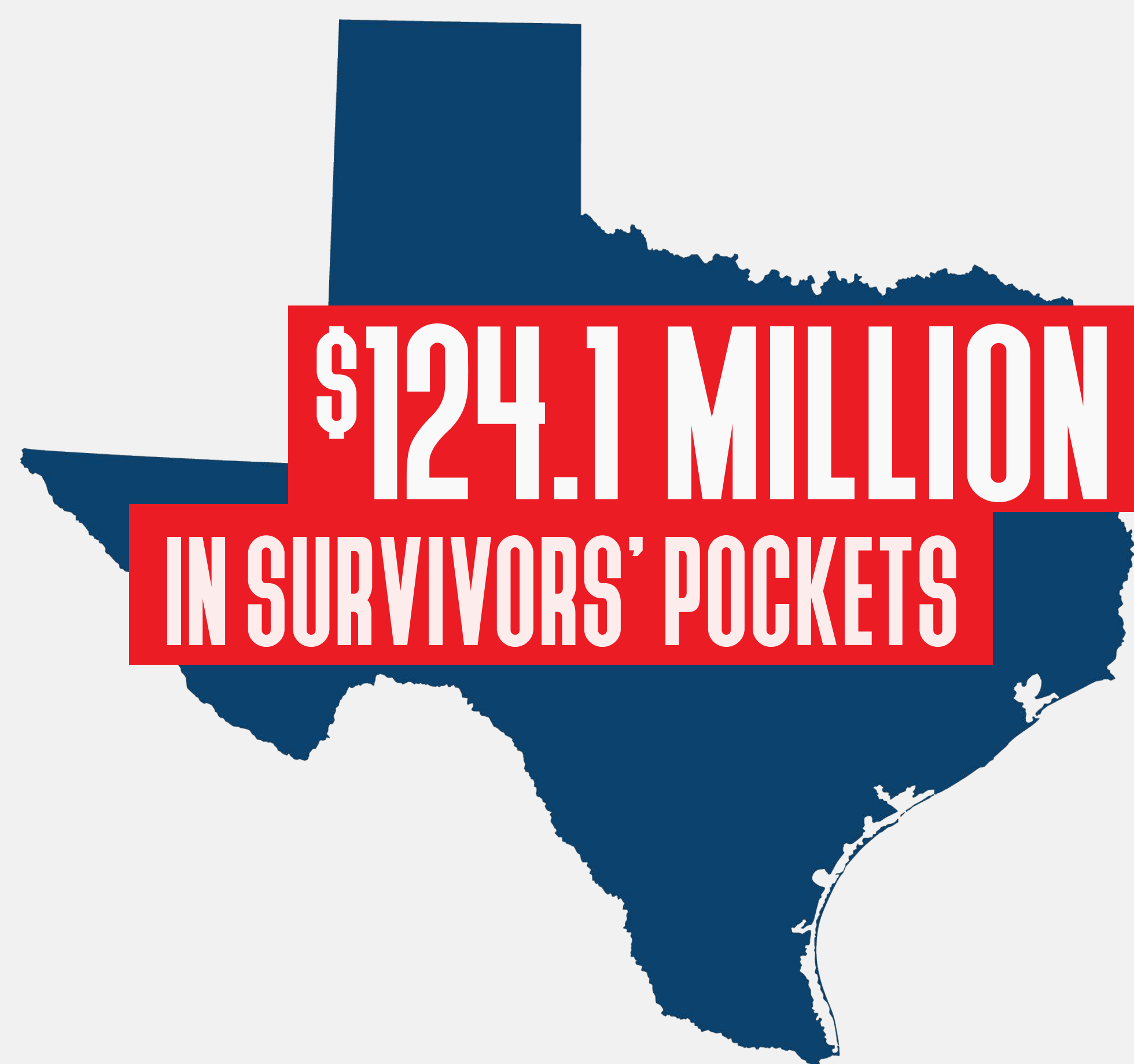
Chambers County Recovery

Hurricane Harvey: County Updates



FEMA

all totals as of Feb 23, 2018



3,213 
APPROVED
REGISTRATIONS
FOR INDIVIDUAL ASSISTANCE

99.7% HOME
INSPECTIONS
COMPLETED



**NATIONAL
FLOOD
INSURANCE
PROGRAM
(NFIP)**

Claims **702**

Paid
\$42.9 MILLION

**PUBLIC
ASSISTANCE**

Provides grants to Government organizations
and certain private nonprofits.



1

PROJECTS
OBLIGATED



\$5.9 THOUSAND
FEDERALLY FUNDED

Housing and
other disaster
related expenses:
additionally

\$25 MIL

Direct
Housing

48

HOUSED

108 total

44% complete

Small Business Administration (SBA)

Loans
Approved: **657** for **\$56.1 MIL**

73

HOUSEHOLDS
IN FEMA
FUNDED HOTELS



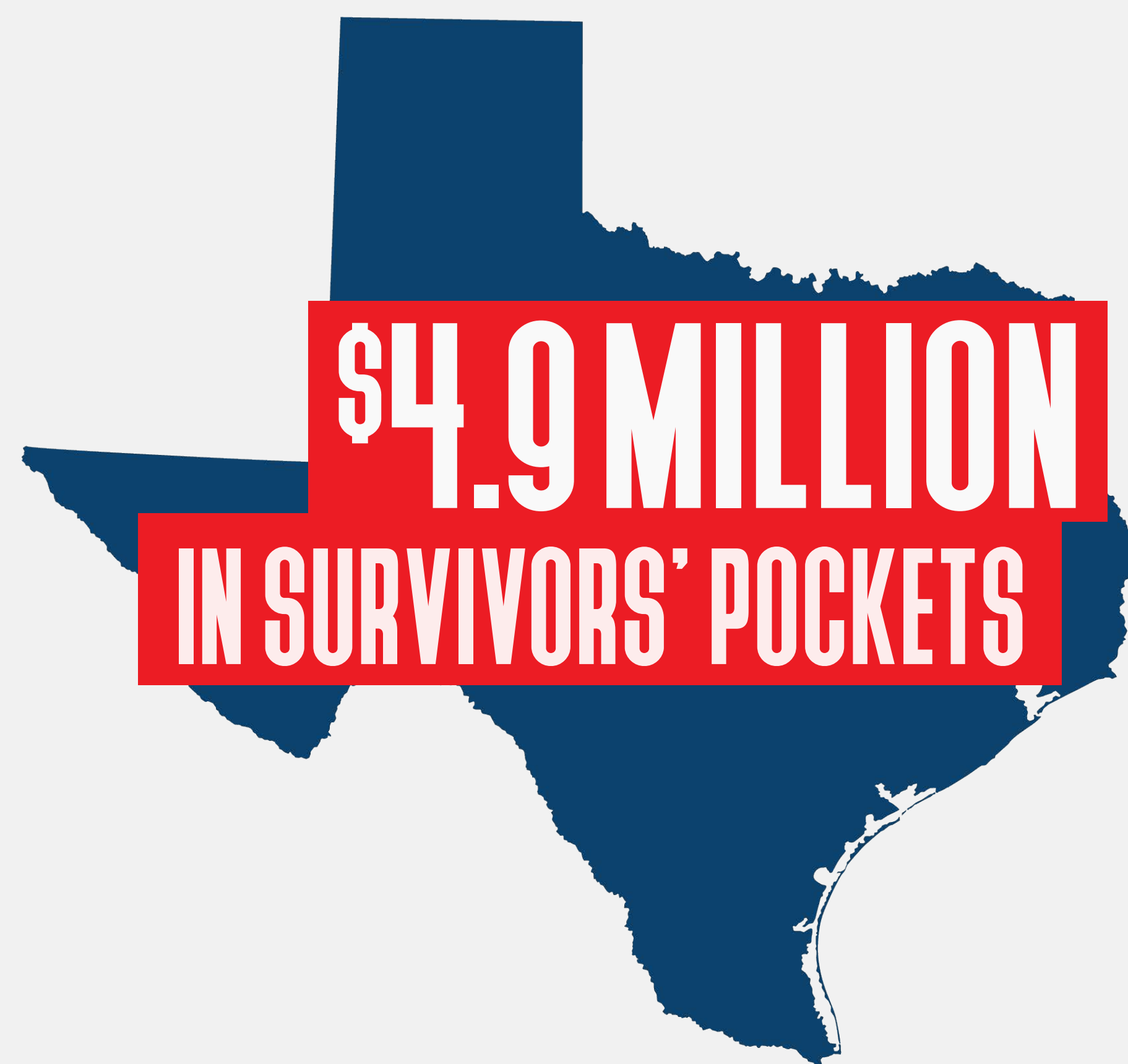
Colorado County Recovery

Hurricane Harvey: County Updates



FEMA

all totals as of Feb 23, 2018



428 
APPROVED
REGISTRATIONS
FOR INDIVIDUAL ASSISTANCE

99.8% HOME
INSPECTIONS
COMPLETED



NATIONAL FLOOD INSURANCE PROGRAM (NFIP)

Claims **29**

Paid
\$1.4 MILLION

PUBLIC ASSISTANCE

Provides grants to Government organizations
and certain private nonprofits.



0

PROJECTS
OBLIGATED



\$0
FEDERALLY FUNDED

Housing and
other disaster
related expenses:
additionally

\$1.5 MIL

Direct
Housing

0

HOUSED

2 total

0% complete

Small Business Administration (SBA)

Loans
Approved: **29** for **\$1.9 MIL**

33

HOUSEHOLDS
IN FEMA
FUNDED HOTELS



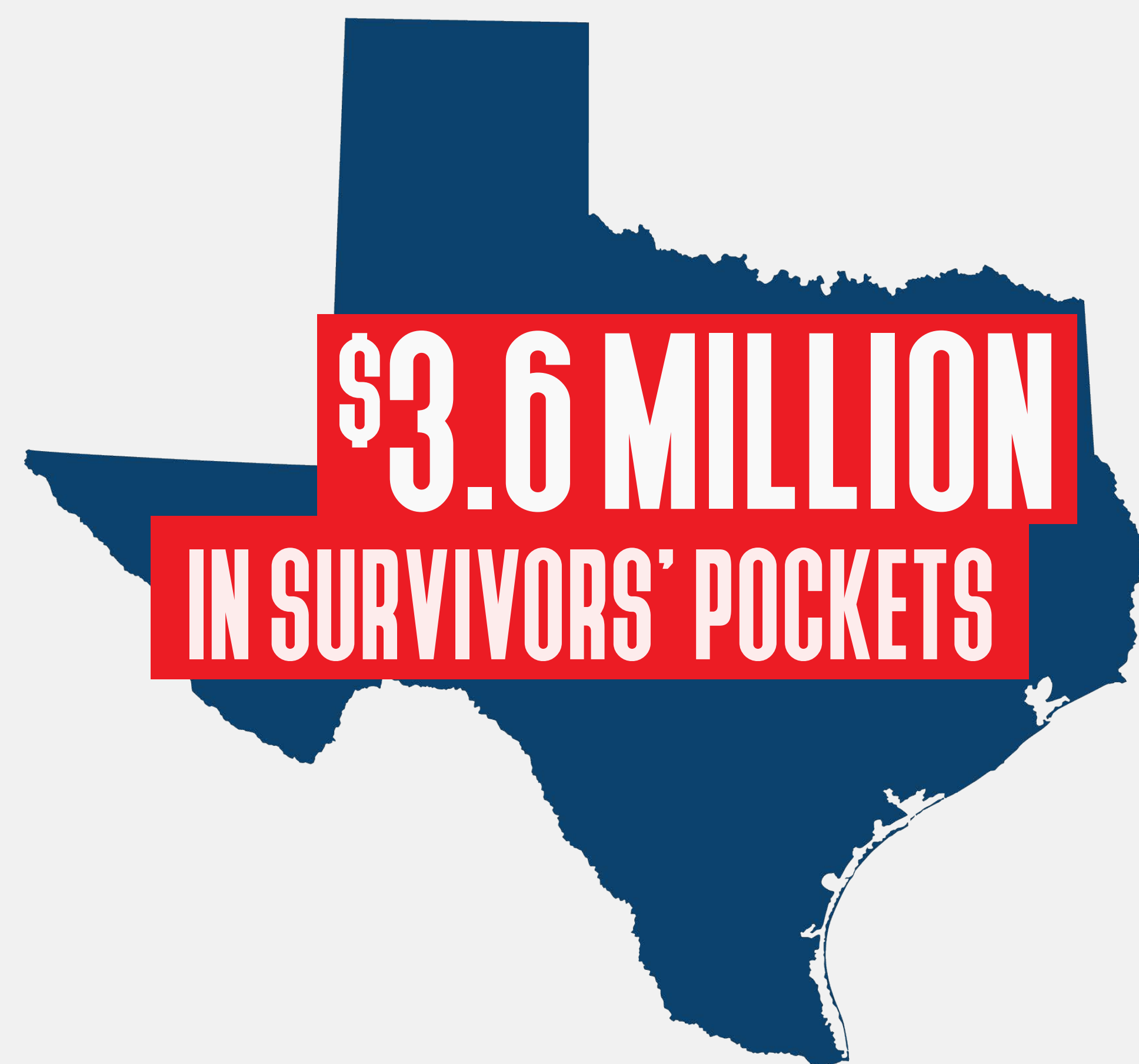
DeWitt County Recovery

Hurricane Harvey: County Updates



FEMA

all totals as of Feb 23, 2018



376 
APPROVED
REGISTRATIONS
FOR INDIVIDUAL ASSISTANCE

99.8% HOME
INSPECTIONS
COMPLETED



NATIONAL FLOOD INSURANCE PROGRAM (NFIP)

Claims **24**


Paid
\$678 THOUSAND

PUBLIC ASSISTANCE

Provides grants to Government organizations
and certain private nonprofits.



2 PROJECTS
OBLIGATED



\$475 THOUSAND
FEDERALLY FUNDED

Housing and
other disaster
related expenses: **\$730 THOUSAND**
additionally

Direct
Housing **N/A**

Small Business Administration (SBA)

Loans
Approved: **43** for **\$2.2 MIL**

1 HOUSEHOLDS
IN FEMA
FUNDED HOTELS



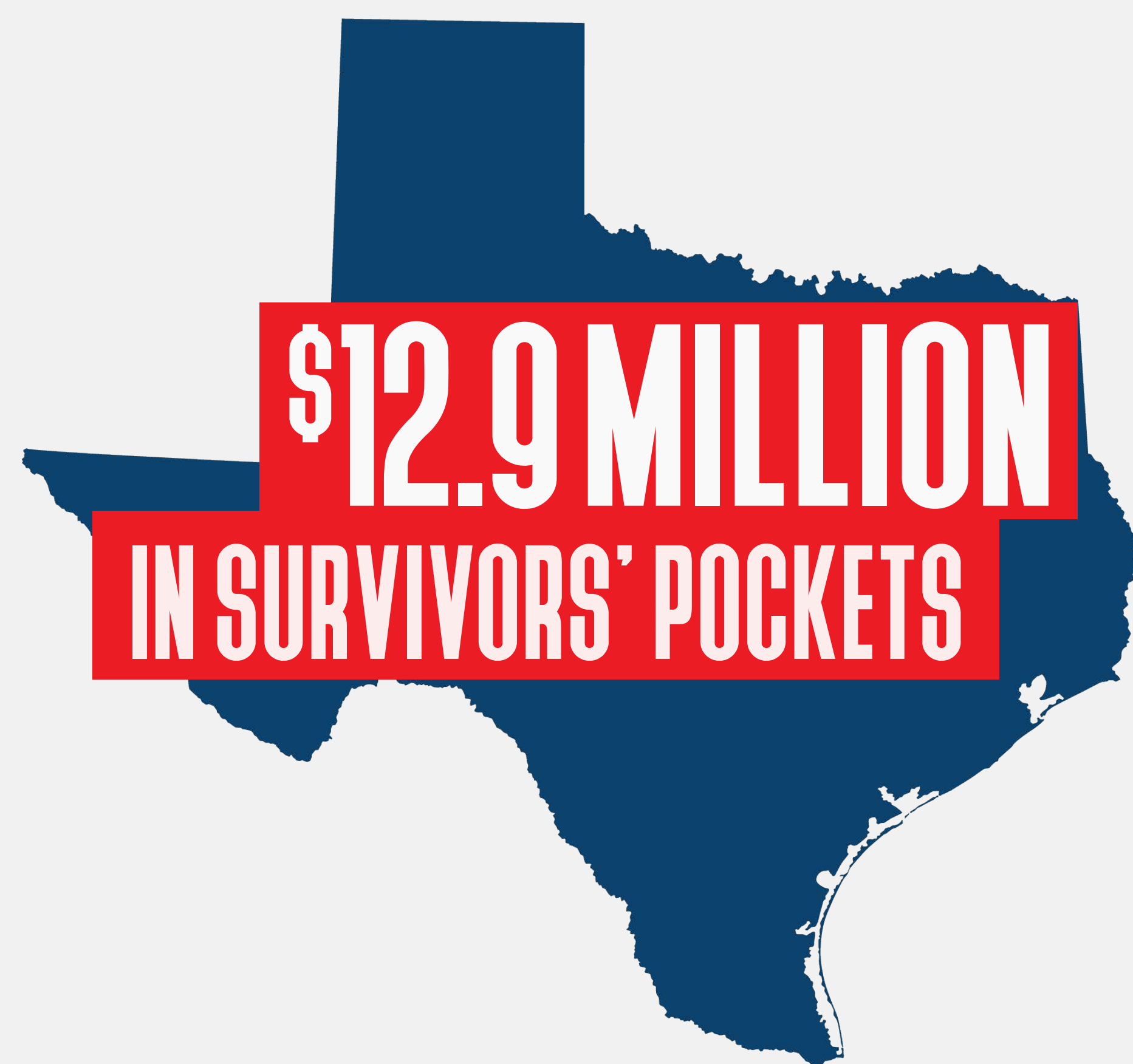
Fayette County Recovery

Hurricane Harvey: County Updates



FEMA

all totals as of Feb 23, 2018



398 
APPROVED
REGISTRATIONS
FOR INDIVIDUAL ASSISTANCE

99.5% HOME
INSPECTIONS
COMPLETED



**NATIONAL
FLOOD
INSURANCE
PROGRAM
(NFIP)**

Claims **50**

Paid
\$2.8 MILLION

**PUBLIC
ASSISTANCE**

Provides grants to Government organizations
and certain private nonprofits.



0

PROJECTS
OBLIGATED



\$0
FEDERALLY FUNDED

Housing and
other disaster
related expenses:
additionally

\$4.8 MIL

Direct
Housing

11
HOUSED

44 total
25% complete

Small Business Administration (SBA)

Loans
Approved: **58** for **\$5.2 MIL**

37

HOUSEHOLDS
IN FEMA
FUNDED HOTELS



Fort Bend County Recovery

Hurricane Harvey: County Updates



FEMA

all totals as of Feb 23, 2018



22,816 
APPROVED
REGISTRATIONS
FOR INDIVIDUAL ASSISTANCE

99.9% HOME
INSPECTIONS
COMPLETED



**NATIONAL
FLOOD
INSURANCE
PROGRAM
(NFIP)**

Claims **3,799**


Paid
\$203.5 MILLION

**PUBLIC
ASSISTANCE**

Provides grants to Government organizations
and certain private nonprofits.



2 **PROJECTS**
OBLIGATED



\$4.5 MILLION
FEDERALLY FUNDED

Housing and
other disaster
related expenses:
additionally

\$93.1 MIL

Direct **22** **181** total
Housing **HOUSED** **12%** complete

Small Business Administration (SBA)

Loans
Approved: **3,303** for **\$299.8 MIL**

298 HOUSEHOLDS
IN FEMA
FUNDED HOTELS



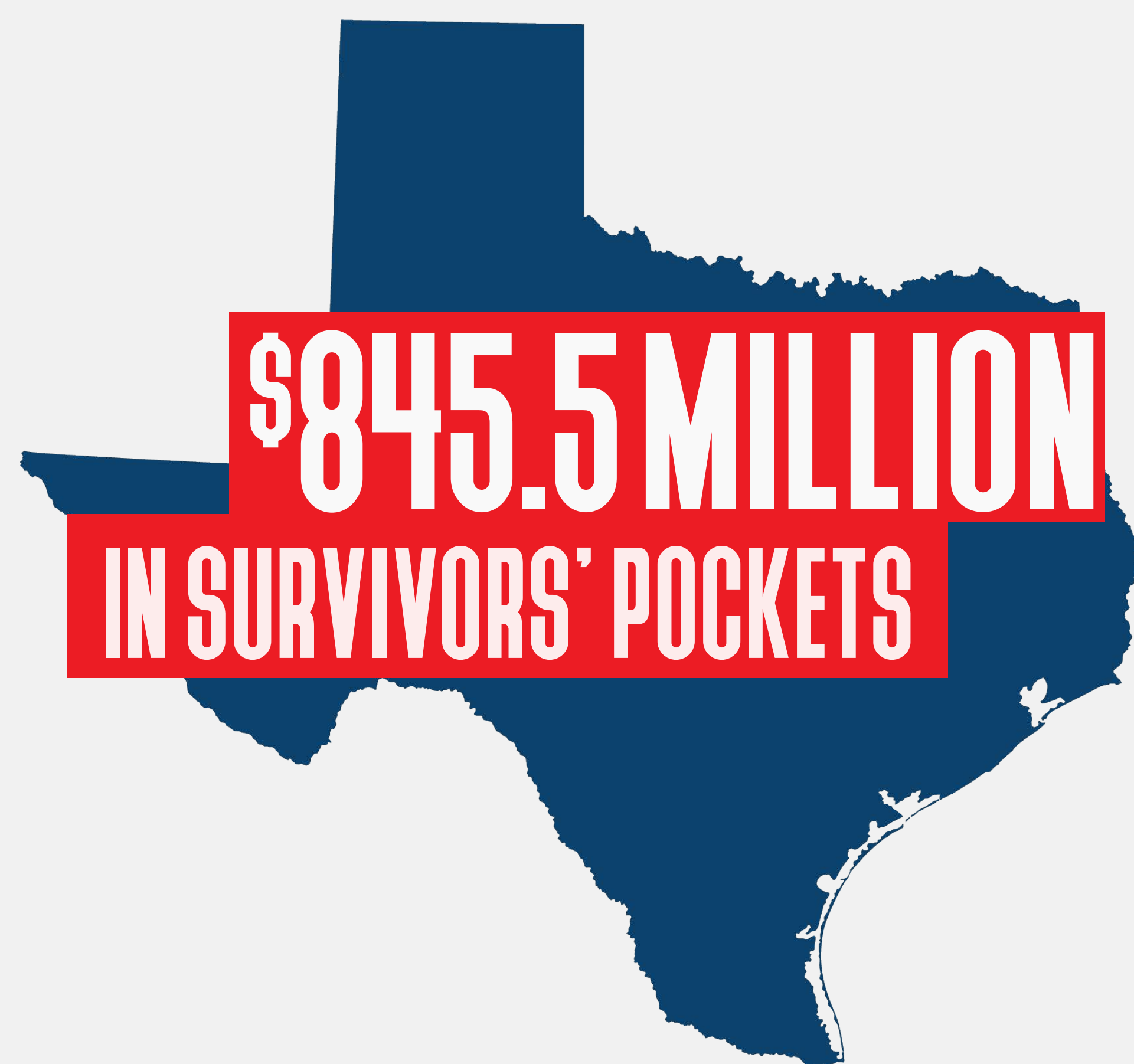
Galveston County Recovery

Hurricane Harvey: County Updates



FEMA

all totals as of Feb 23, 2018



20,461 
APPROVED
REGISTRATIONS
FOR INDIVIDUAL ASSISTANCE

99.8% HOME
INSPECTIONS
COMPLETED



**NATIONAL
FLOOD
INSURANCE
PROGRAM
(NFIP)**

Claims **8,358**

Paid
\$492.8 MILLION

**PUBLIC
ASSISTANCE**

Provides grants to Government organizations
and certain private nonprofits.



9 **PROJECTS**
OBLIGATED



\$14.6 MILLION
FEDERALLY FUNDED

Housing and
other disaster
related expenses:
additionally

\$103 MIL

Direct **111** **343** total
Housing **HOUSED** **32%** complete

Small Business Administration (SBA)

Loans
Approved: **3,154** for **\$249 MIL**

615 HOUSEHOLDS
IN FEMA
FUNDED HOTELS



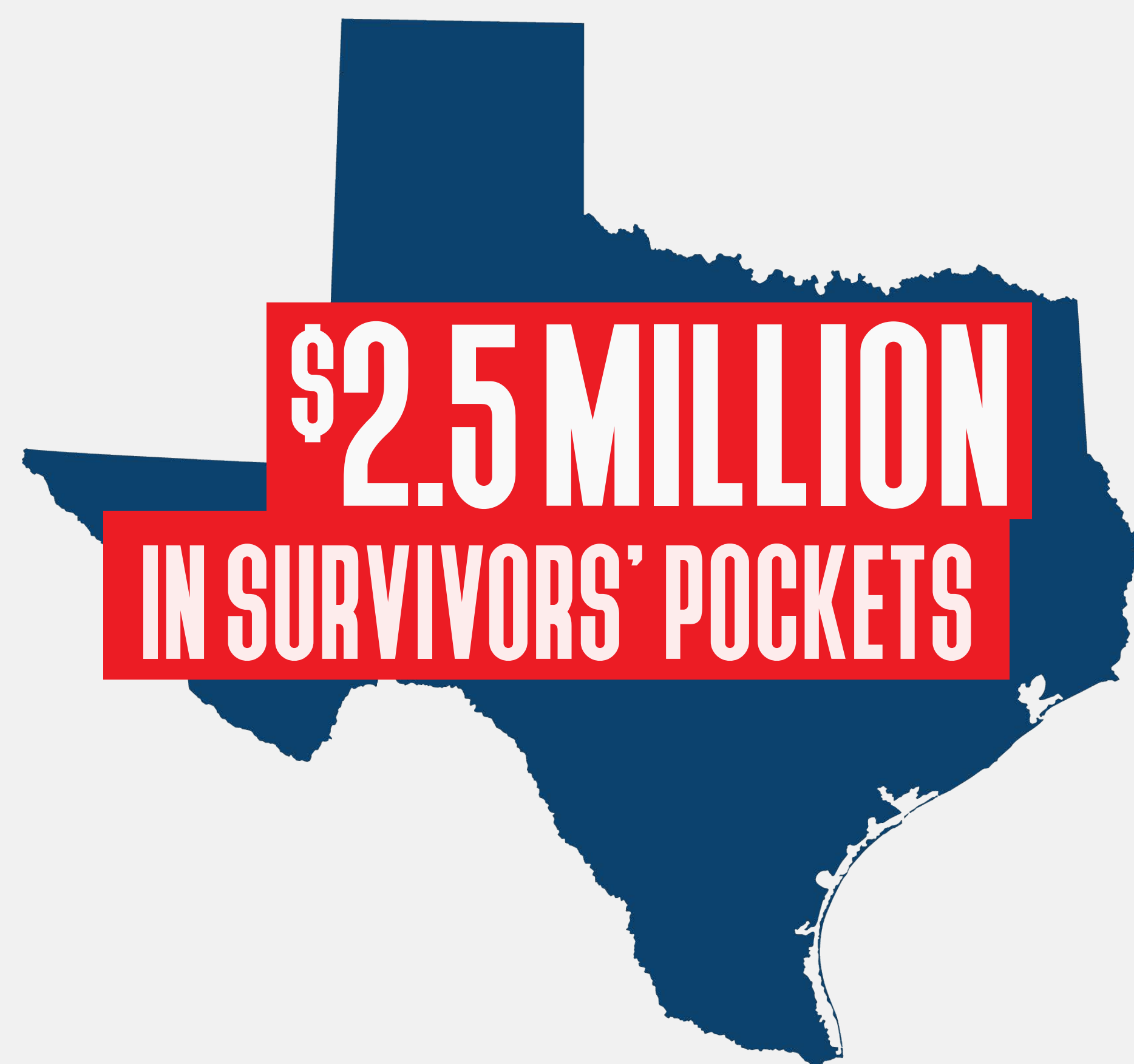
Goliad County Recovery

Hurricane Harvey: County Updates



FEMA

all totals as of Feb 23, 2018



359 
APPROVED
REGISTRATIONS
FOR INDIVIDUAL ASSISTANCE

100% HOME
INSPECTIONS
COMPLETED



**NATIONAL
FLOOD
INSURANCE
PROGRAM
(NFIP)**

Claims **1**

Paid
\$0



**PUBLIC
ASSISTANCE**

Provides grants to Government organizations
and certain private nonprofits.



0

PROJECTS
OBLIGATED



\$0
FEDERALLY FUNDED

Housing and
other disaster
related expenses: **\$669 THOUSAND**
additionally

Direct **0** **2** total
Housing **HOUSED** **0%** complete

Small Business Administration (SBA)

Loans
Approved: **52** for **\$1.9 MIL**

4 HOUSEHOLDS
IN FEMA
FUNDED HOTELS



Gonzales County Recovery

Hurricane Harvey: County Updates



FEMA

all totals as of Feb 23, 2018



169 
APPROVED
REGISTRATIONS
FOR INDIVIDUAL ASSISTANCE

99.7% HOME
INSPECTIONS
COMPLETED



**NATIONAL
FLOOD
INSURANCE
PROGRAM
(NFIP)**

Claims **3**


Paid
\$160 THOUSAND

**PUBLIC
ASSISTANCE**

Provides grants to Government organizations
and certain private nonprofits.



0 **PROJECTS**
OBLIGATED



\$0
FEDERALLY FUNDED

Housing and
other disaster
related expenses: **\$292 THOUSAND**
additionally

**Direct
Housing** **N/A**

Small Business Administration (SBA)

Loans
Approved: **11** for **\$457 THOUSAND**

1 HOUSEHOLDS
IN FEMA
FUNDED HOTELS



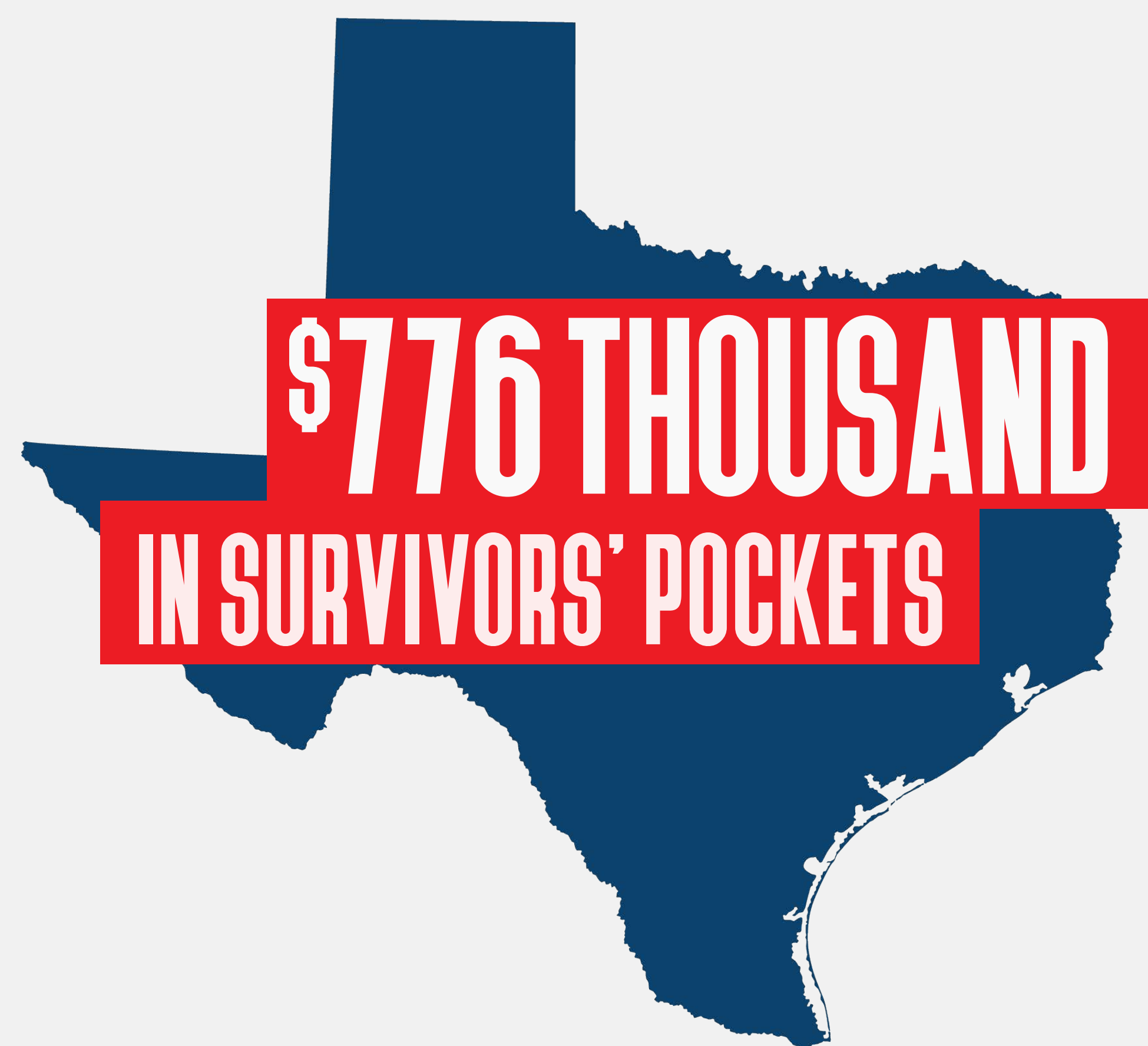
Grimes County Recovery

Hurricane Harvey: County Updates



FEMA

all totals as of Feb 23, 2018



128 
APPROVED
REGISTRATIONS
FOR INDIVIDUAL ASSISTANCE

100% HOME
INSPECTIONS
COMPLETED



**NATIONAL
FLOOD
INSURANCE
PROGRAM
(NFIP)**

Claims **8**

Paid
\$34 THOUSAND

**PUBLIC
ASSISTANCE**

Provides grants to Government organizations
and certain private nonprofits.



0 **PROJECTS**
OBLIGATED



\$0
FEDERALLY FUNDED

Housing and
other disaster
related expenses: **\$607 THOUSAND**
additionally

**Direct
Housing** **N/A**

Small Business Administration (SBA)

Loans
Approved: **5** for **\$134 THOUSAND**

1 HOUSEHOLDS
IN FEMA
FUNDED HOTELS



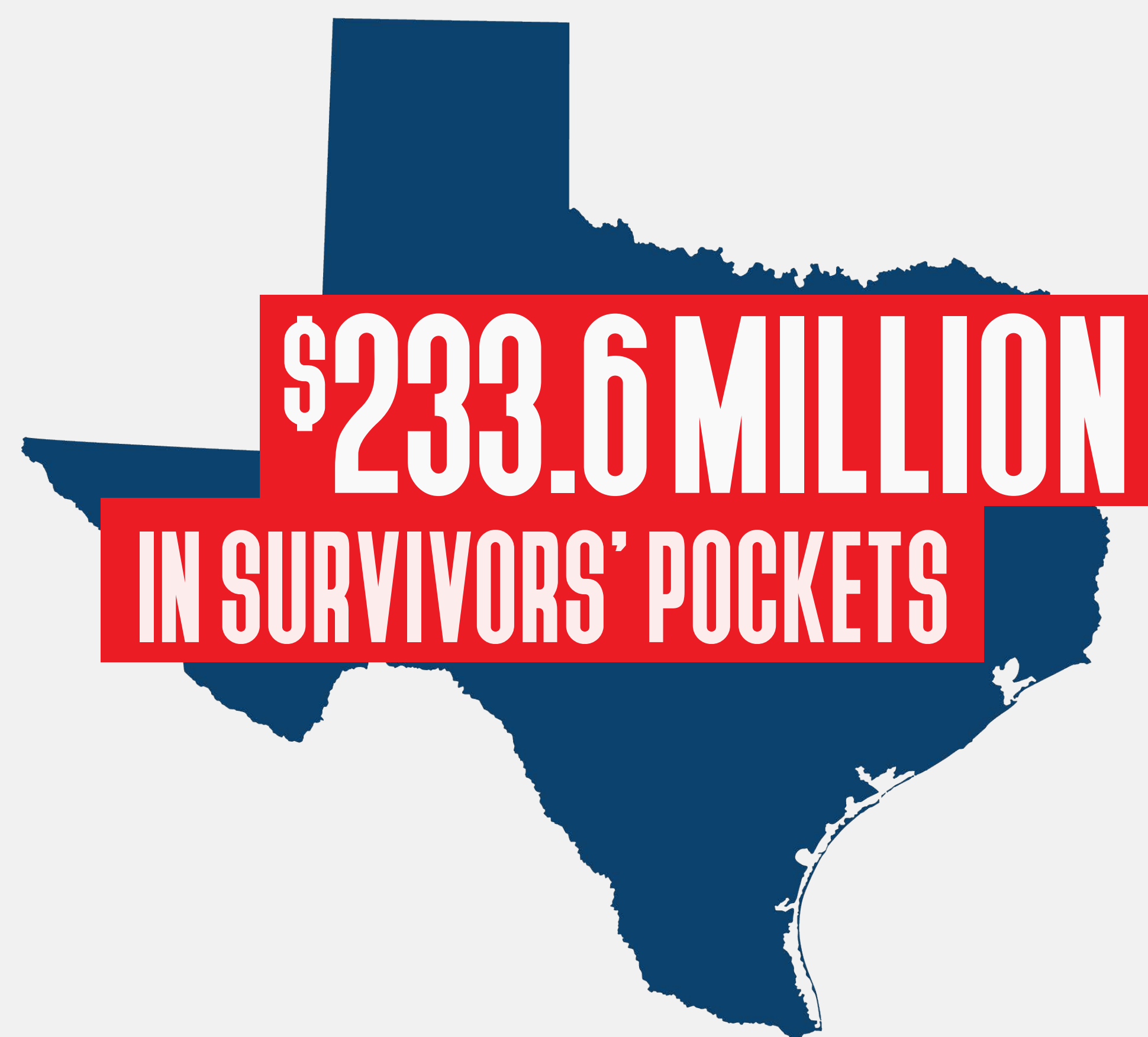
Hardin County Recovery

Hurricane Harvey: County Updates



FEMA

all totals as of Feb 23, 2018



4,720 
APPROVED
REGISTRATIONS
FOR INDIVIDUAL ASSISTANCE

99.9% HOME
INSPECTIONS
COMPLETED



**NATIONAL
FLOOD
INSURANCE
PROGRAM
(NFIP)**

Claims **798**

Paid
\$90.3 MILLION

**PUBLIC
ASSISTANCE**

Provides grants to Government organizations
and certain private nonprofits.



5 **PROJECTS**
OBLIGATED



\$2.5 MILLION
FEDERALLY FUNDED

Housing and
other disaster
related expenses:
additionally

\$34.5 MIL

Direct **211** **286** total
Housing **HOUSED** **73%** complete

Small Business Administration (SBA)

Loans
Approved: **935** for **\$108.8 MIL**

54 HOUSEHOLDS
IN FEMA
FUNDED HOTELS



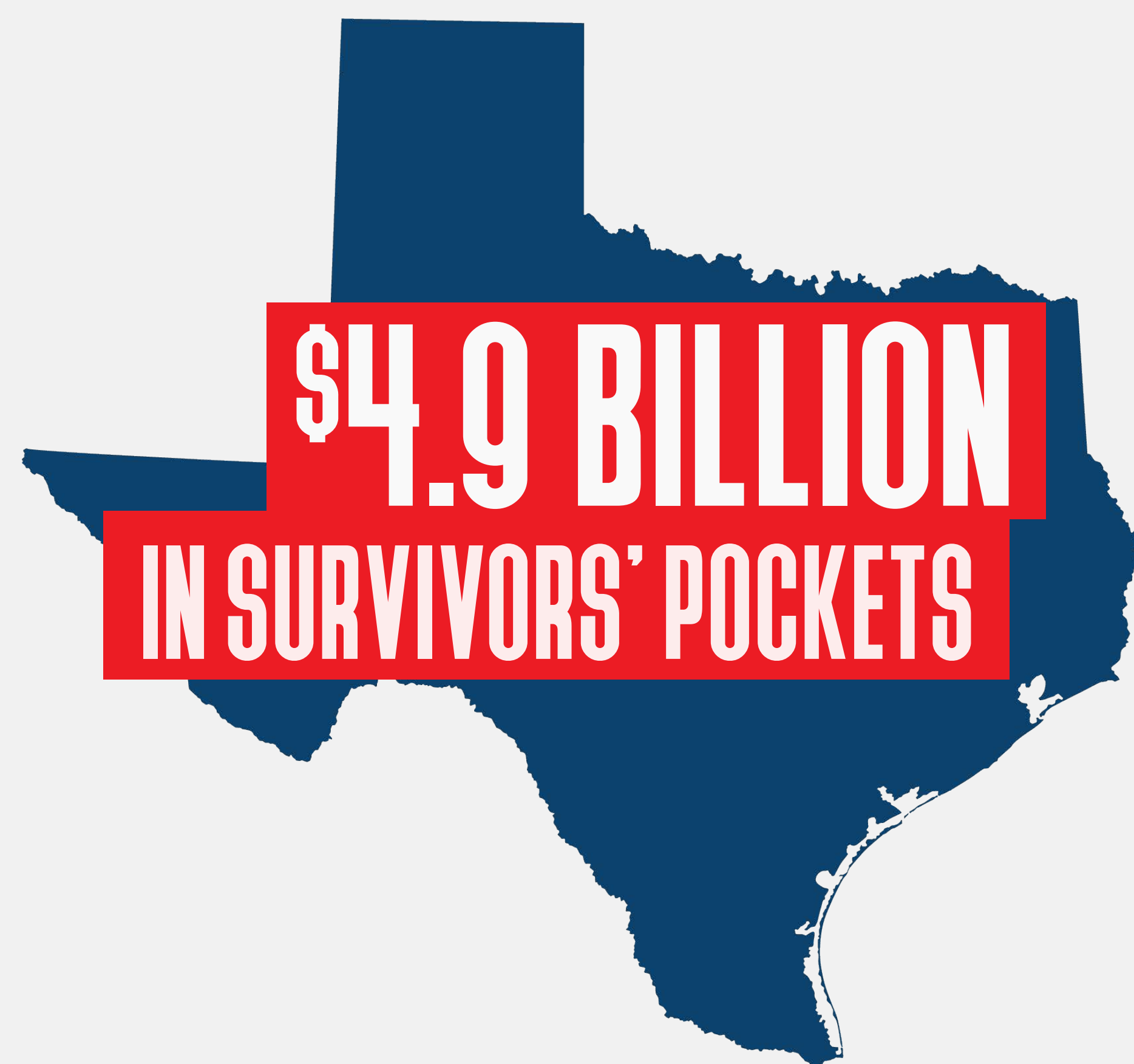
Harris County Recovery

Hurricane Harvey: County Updates




FEMA

all totals as of Feb 23, 2018



179,355



APPROVED
REGISTRATIONS
FOR INDIVIDUAL ASSISTANCE

99.9% HOME
INSPECTIONS
COMPLETED



**NATIONAL
FLOOD
INSURANCE
PROGRAM
(NFIP)**

Claims **47,035**

Paid
\$2.9 BILLION

**PUBLIC
ASSISTANCE**

Provides grants to Government organizations
and certain private nonprofits.



19 PROJECTS
OBLIGATED



\$255 MILLION
FEDERALLY FUNDED

Housing and
other disaster
related expenses:

\$734 MIL

additionally

Direct
Housing

227
HOUSED

1,183 total
19% complete

Small Business Administration (SBA)

Loans
Approved: **16,700** for **\$1.3 BIL**

3,937

HOUSEHOLDS
IN FEMA
FUNDED HOTELS



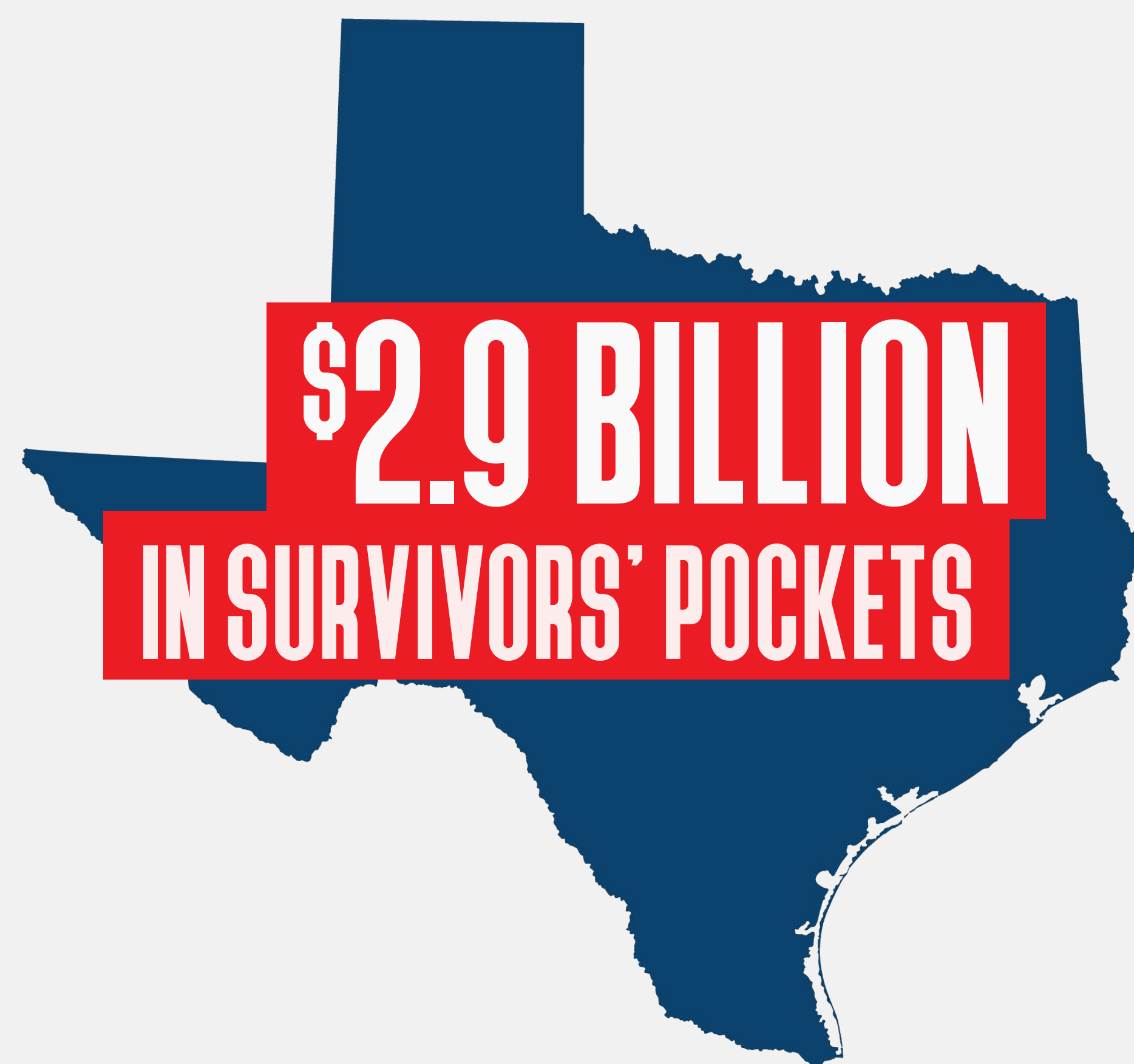
Houston Recovery

Hurricane Harvey: City Updates




FEMA

all totals as of Feb 23, 2018



135,009



APPROVED
REGISTRATIONS
FOR INDIVIDUAL ASSISTANCE

99.9% HOME
INSPECTIONS
COMPLETED



NATIONAL FLOOD INSURANCE PROGRAM (NFIP)

Claims **25,638**

Paid
\$1.6 BILLION

PUBLIC ASSISTANCE

Provides grants to Government organizations
and certain private nonprofits.



3 PROJECTS
OBLIGATED



\$181 MILLION
FEDERALLY FUNDED

Housing and
other disaster
related expenses: **\$510 MIL**

additionally

Direct **13** **1,425** total
Housing HOUSED **0%** complete

Small Business Administration (SBA)

Loans
Approved: **10,793** for **\$856 MIL**

3,131 HOUSEHOLDS
IN FEMA
FUNDED HOTELS



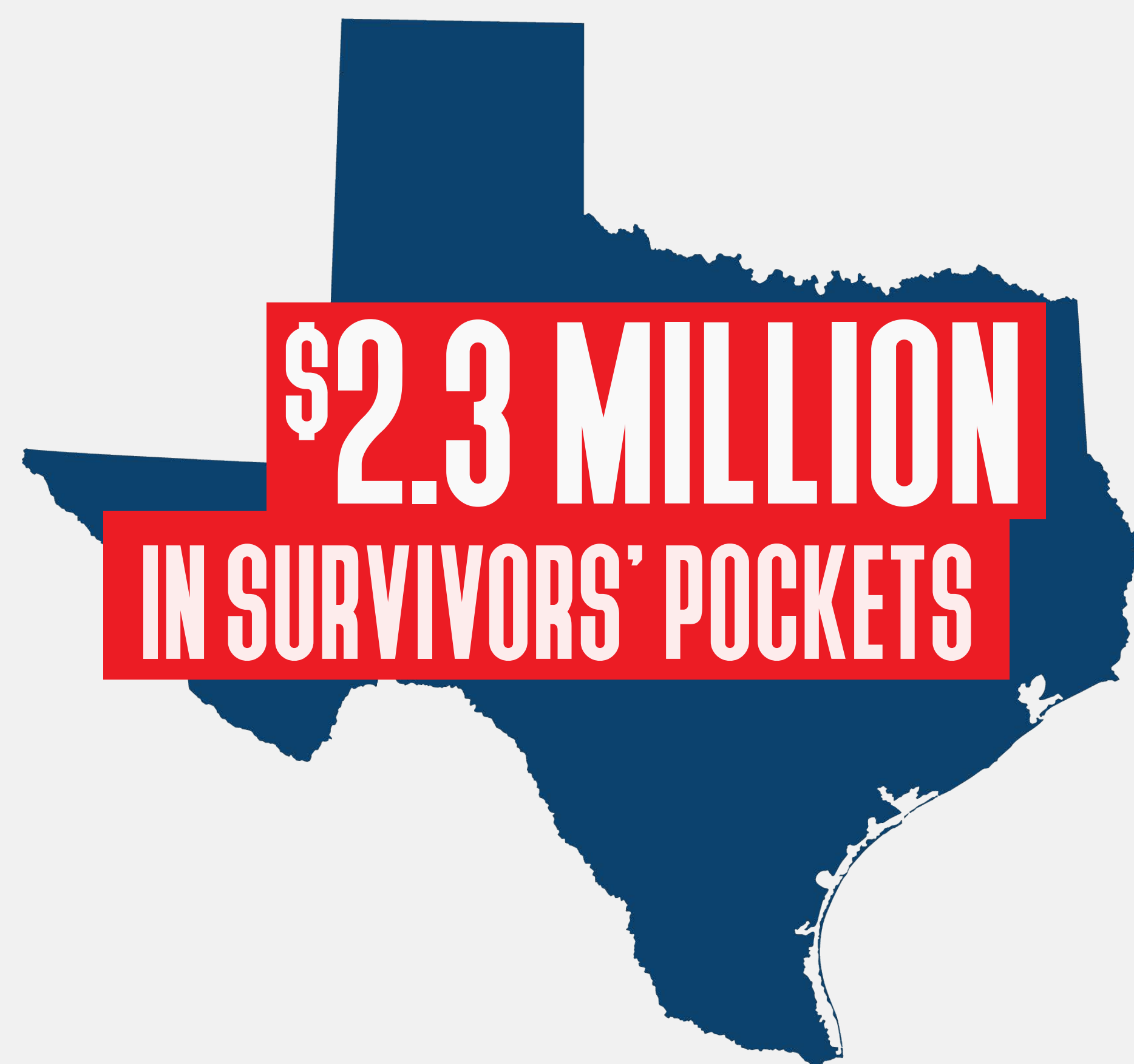
Jackson County Recovery

Hurricane Harvey: County Updates



FEMA

all totals as of Feb 23, 2018



777 
APPROVED
REGISTRATIONS
FOR INDIVIDUAL ASSISTANCE

99.9% HOME
INSPECTIONS
COMPLETED



**NATIONAL
FLOOD
INSURANCE
PROGRAM
(NFIP)**

Claims **29**

Paid
\$170 THOUSAND

**PUBLIC
ASSISTANCE**

Provides grants to Government organizations
and certain private nonprofits.



2 PROJECTS
OBLIGATED



\$31 THOUSAND
FEDERALLY FUNDED

Housing and
other disaster
related expenses: **\$698 THOUSAND**
additionally

Direct **0** **0** total
Housing **HOUSED** **0%** complete

Small Business Administration (SBA)

Loans
Approved: **49** for **\$1.4 MIL**

4 HOUSEHOLDS
IN FEMA
FUNDED HOTELS 

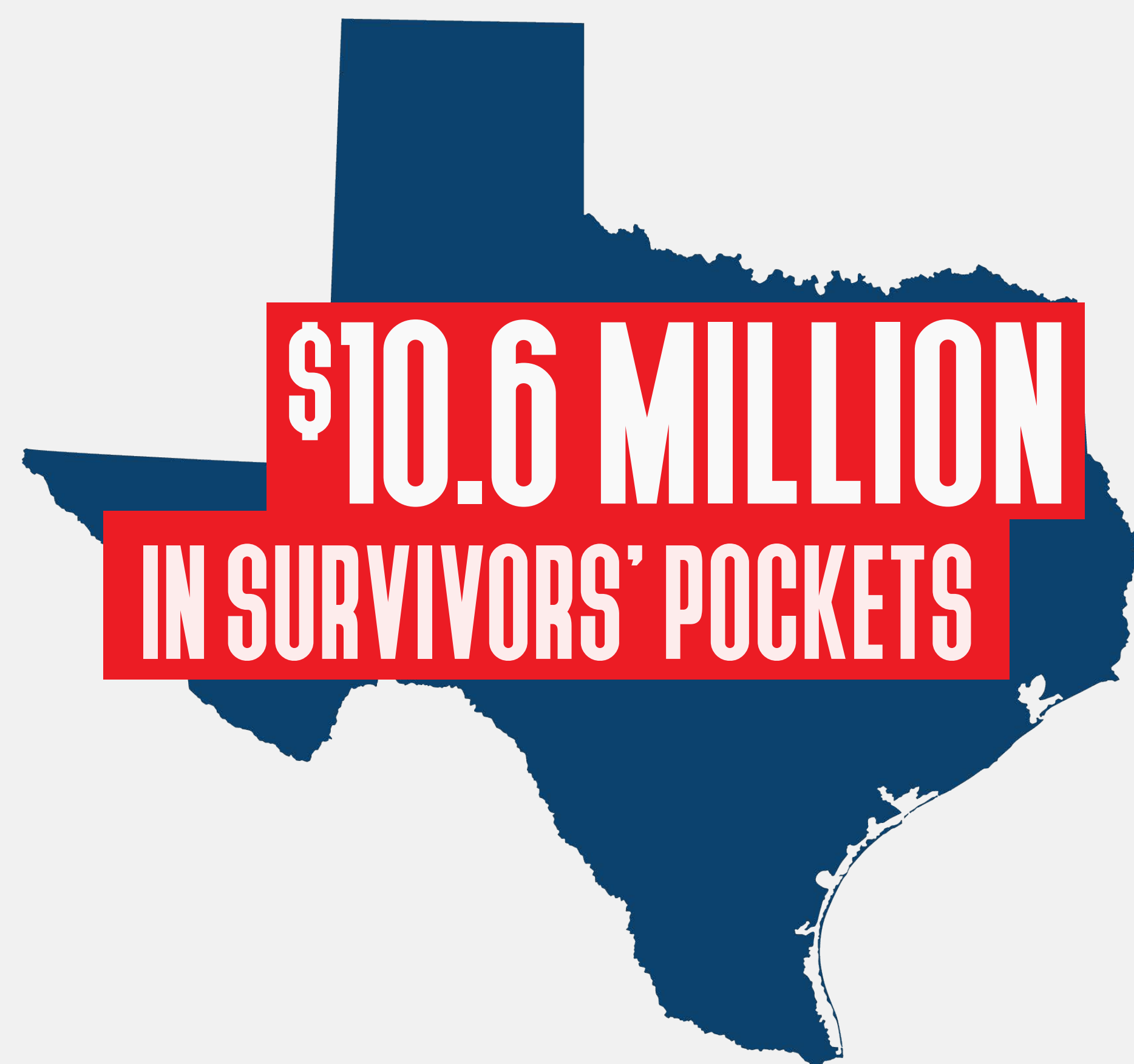
Jasper County Recovery

Hurricane Harvey: County Updates



FEMA

all totals as of Feb 23, 2018



1,586 
APPROVED
REGISTRATIONS
FOR INDIVIDUAL ASSISTANCE

99.9% HOME
INSPECTIONS
COMPLETED



**NATIONAL
FLOOD
INSURANCE
PROGRAM
(NFIP)**

Claims **67**

Paid
\$1.9 MILLION

**PUBLIC
ASSISTANCE**

Provides grants to Government organizations
and certain private nonprofits.



0 **PROJECTS**
OBLIGATED



\$0
FEDERALLY FUNDED

Housing and
other disaster
related expenses: **\$4.3 MIL**
additionally

Direct **7** **21** total
Housing **HOUSED** **33%** complete

Small Business Administration (SBA)

Loans
Approved: **81** for **\$4.3 MIL**

24 HOUSEHOLDS
IN FEMA
FUNDED HOTELS 

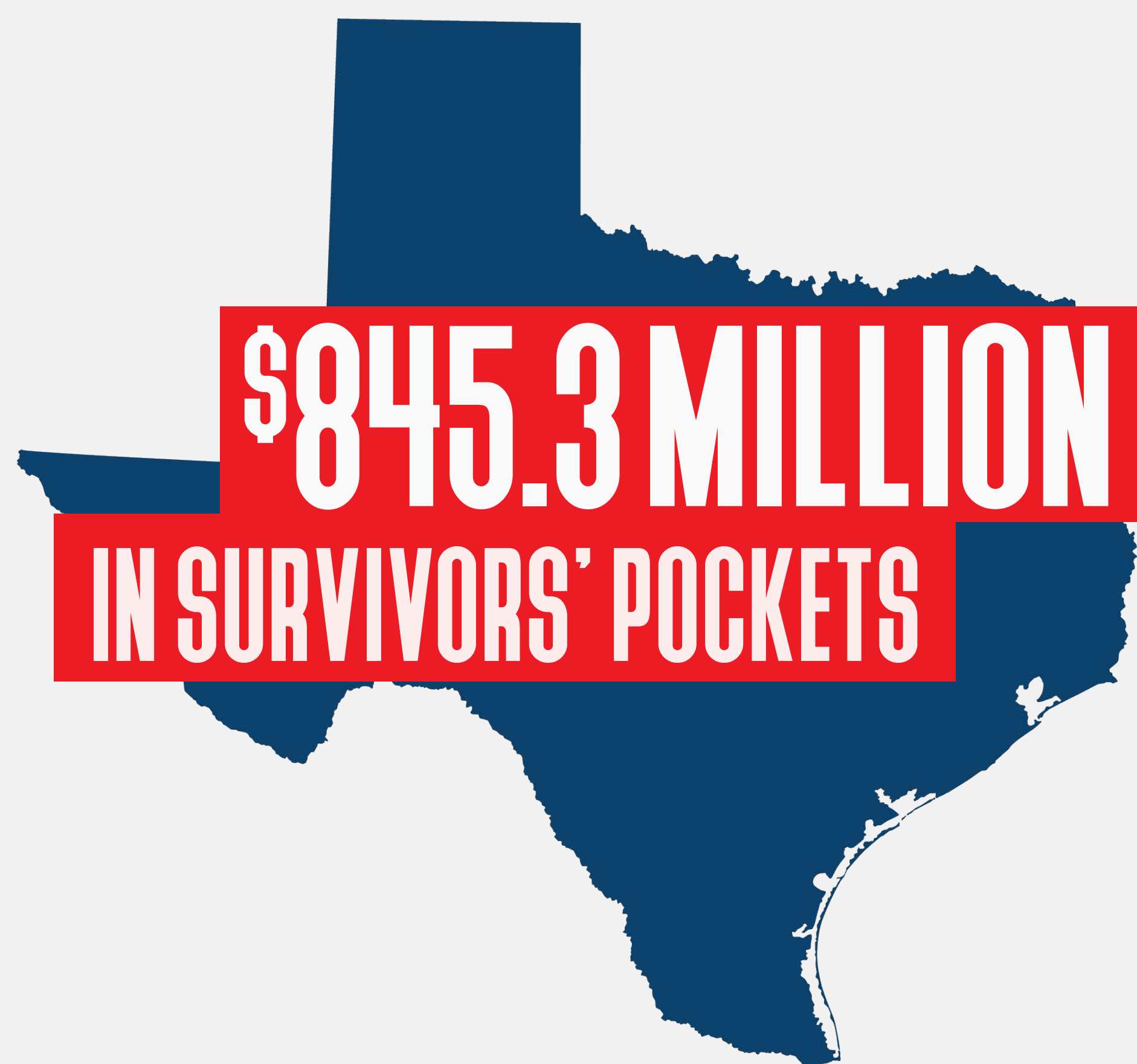
Jefferson County Recovery

Hurricane Harvey: County Updates



FEMA

all totals as of Feb 23, 2018



32,100 
APPROVED
REGISTRATIONS
FOR INDIVIDUAL ASSISTANCE

99.9% HOME
INSPECTIONS
COMPLETED



**NATIONAL
FLOOD
INSURANCE
PROGRAM
(NFIP)**

Claims **6,941**


Paid
\$391.9 MILLION

**PUBLIC
ASSISTANCE**

Provides grants to Government organizations
and certain private nonprofits.



5 PROJECTS
OBLIGATED



\$19.8 MILLION
FEDERALLY FUNDED

Housing and
other disaster
related expenses:
additionally

\$169.1 MIL

Direct
Housing

491
HOUSED

814 total

60% complete

Small Business Administration (SBA)

Loans
Approved: **3,657** for **\$284.2 MIL**

950

HOUSEHOLDS
IN FEMA
FUNDED HOTELS



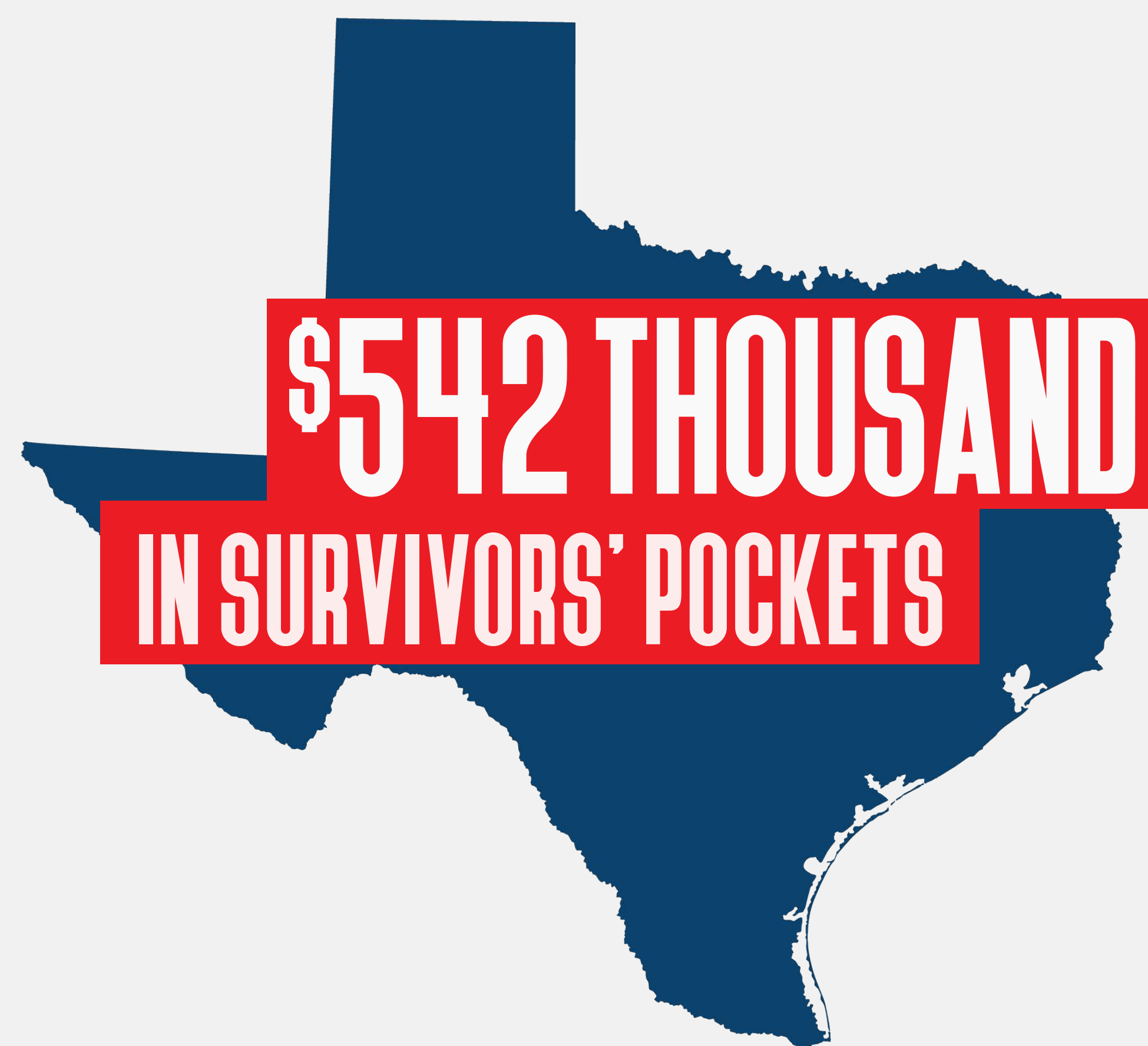
Karnes County Recovery

Hurricane Harvey: County Updates



FEMA

all totals as of Feb 23, 2018



109 
APPROVED
REGISTRATIONS
FOR INDIVIDUAL ASSISTANCE

100% HOME
INSPECTIONS
COMPLETED



**NATIONAL
FLOOD
INSURANCE
PROGRAM
(NFIP)**

Claims **0**

Paid
\$0



**PUBLIC
ASSISTANCE**

Provides grants to Government organizations
and certain private nonprofits.



1

PROJECTS
OBLIGATED



\$3.4 THOUSAND
FEDERALLY FUNDED

Housing and
other disaster
related expenses: **\$245 THOUSAND**
additionally

**Direct
Housing**

N/A

Small Business Administration (SBA)

Loans
Approved: **9** for **\$297 THOUSAND**

0

HOUSEHOLDS
IN FEMA
FUNDED HOTELS



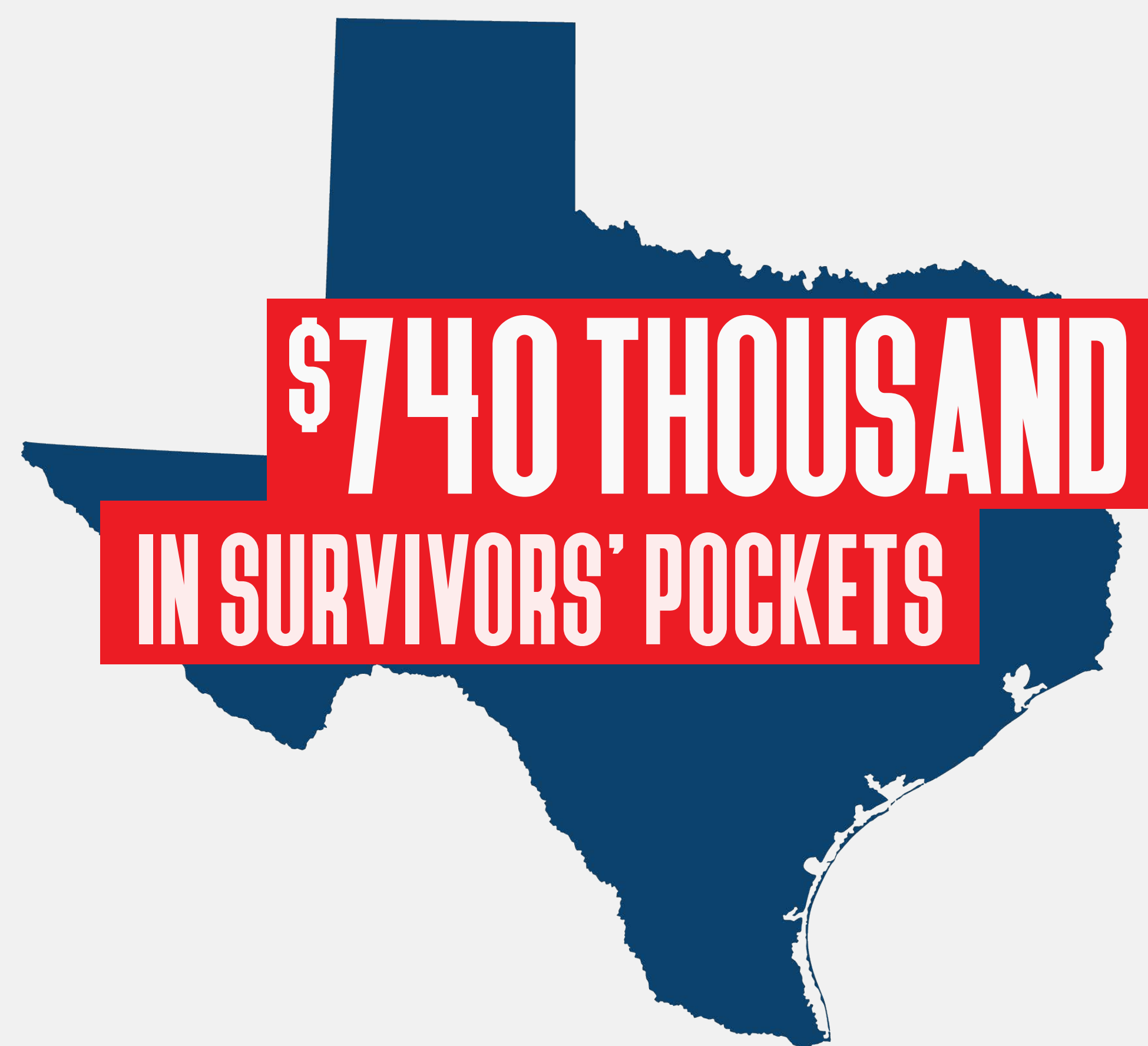
Kleberg County Recovery

Hurricane Harvey: County Updates



FEMA

all totals as of Feb 23, 2018



428
APPROVED
REGISTRATIONS
FOR INDIVIDUAL ASSISTANCE

100% HOME
INSPECTIONS
COMPLETED



**NATIONAL
FLOOD
INSURANCE
PROGRAM
(NFIP)**

Claims **0**

Paid
\$0

**PUBLIC
ASSISTANCE**

Provides grants to Government organizations
and certain private nonprofits.



0 **PROJECTS**
OBLIGATED



\$0
FEDERALLY FUNDED

Housing and
other disaster
related expenses:
additionally

\$430 THOUSAND

**Direct
Housing**

N/A

Small Business Administration (SBA)

Loans
Approved: **11** for **\$309 THOUSAND**



**HOUSEHOLDS
IN FEMA
FUNDED HOTELS**



Lavaca County Recovery

Hurricane Harvey: County Updates



FEMA

all totals as of Feb 23, 2018



101 
APPROVED
REGISTRATIONS
FOR INDIVIDUAL ASSISTANCE

99.6% HOME
INSPECTIONS
COMPLETED



**NATIONAL
FLOOD
INSURANCE
PROGRAM
(NFIP)**

Claims **3**

Paid
\$0



**PUBLIC
ASSISTANCE**

Provides grants to Government organizations
and certain private nonprofits.



1

PROJECTS
OBLIGATED



\$4.5 THOUSAND
FEDERALLY FUNDED

Housing and
other disaster
related expenses: **\$134 THOUSAND**
additionally

**Direct
Housing**

N/A

Small Business Administration (SBA)

Loans
Approved: **16** for **\$776 THOUSAND**

2

HOUSEHOLDS
IN FEMA
FUNDED HOTELS



Lee County Recovery

Hurricane Harvey: County Updates



FEMA

all totals as of Feb 23, 2018



81 
APPROVED
REGISTRATIONS
FOR INDIVIDUAL ASSISTANCE

99.4% HOME
INSPECTIONS
COMPLETED



**NATIONAL
FLOOD
INSURANCE
PROGRAM
(NFIP)**

Claims **11**


Paid
\$157 THOUSAND

**PUBLIC
ASSISTANCE**

Provides grants to Government organizations
and certain private nonprofits.



0 **PROJECTS**
OBLIGATED



\$0
FEDERALLY FUNDED

Housing and
other disaster
related expenses: **\$292 THOUSAND**
additionally

**Direct
Housing** **N/A**

Small Business Administration (SBA)

Loans
Approved: **3** for **\$135 THOUSAND**



**HOUSEHOLDS
IN FEMA
FUNDED HOTELS**



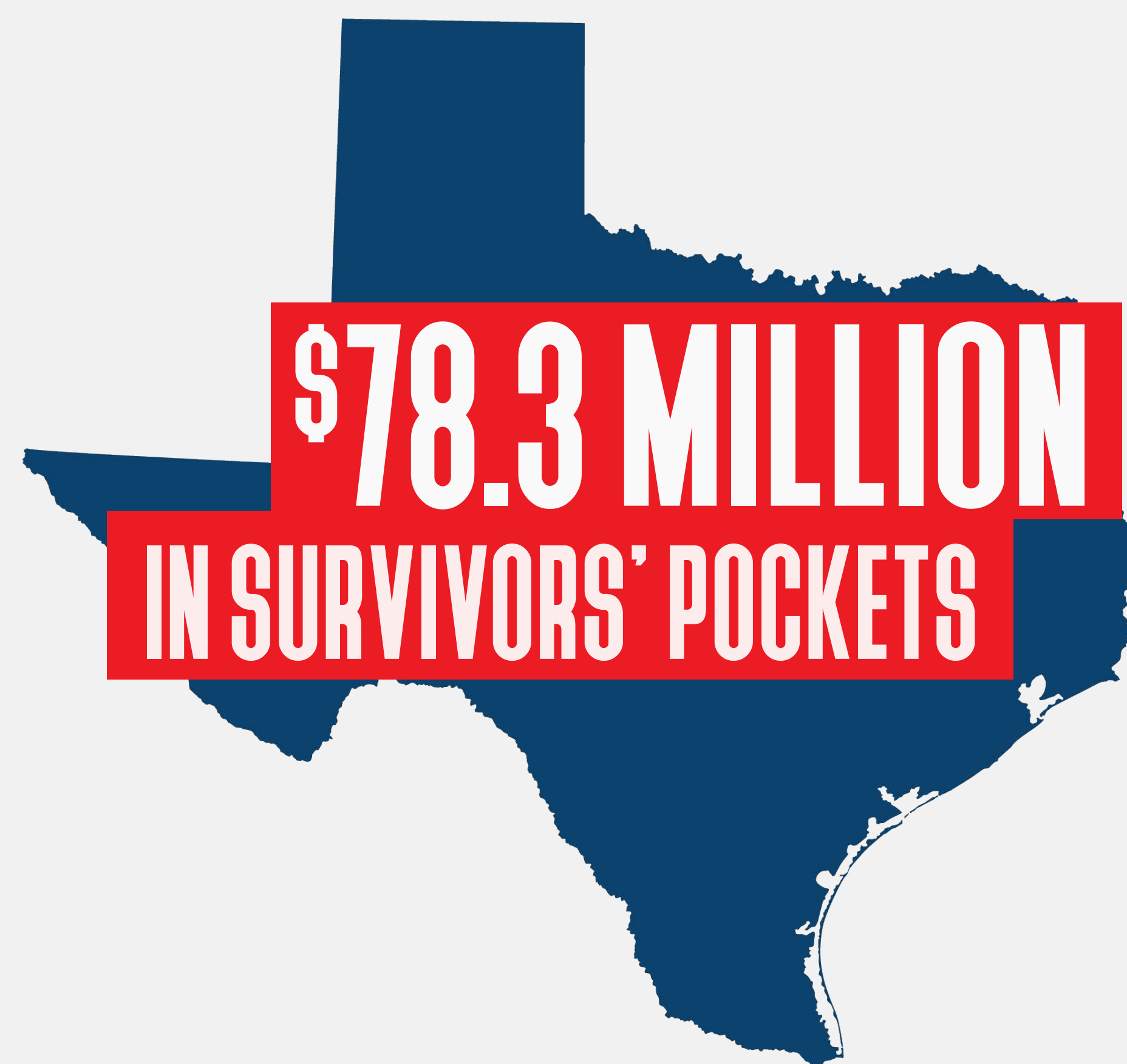
Liberty County Recovery

Hurricane Harvey: County Updates



FEMA

all totals as of Feb 23, 2018



4,941 
APPROVED
REGISTRATIONS
FOR INDIVIDUAL ASSISTANCE

99.9% HOME
INSPECTIONS
COMPLETED



NATIONAL FLOOD INSURANCE PROGRAM (NFIP)

Claims **548**

Paid
\$20.8 MILLION

PUBLIC ASSISTANCE

Provides grants to Government organizations
and certain private nonprofits.



2 PROJECTS
OBLIGATED



\$1.2 MILLION
FEDERALLY FUNDED

Housing and
other disaster
related expenses: **\$28.3 MIL**
additionally

Direct **31** **102** total
Housing HOUSED 30% complete

Small Business Administration (SBA)

Loans
Approved: **454** for **\$29.1 MIL**

101 HOUSEHOLDS
IN FEMA
FUNDED HOTELS 

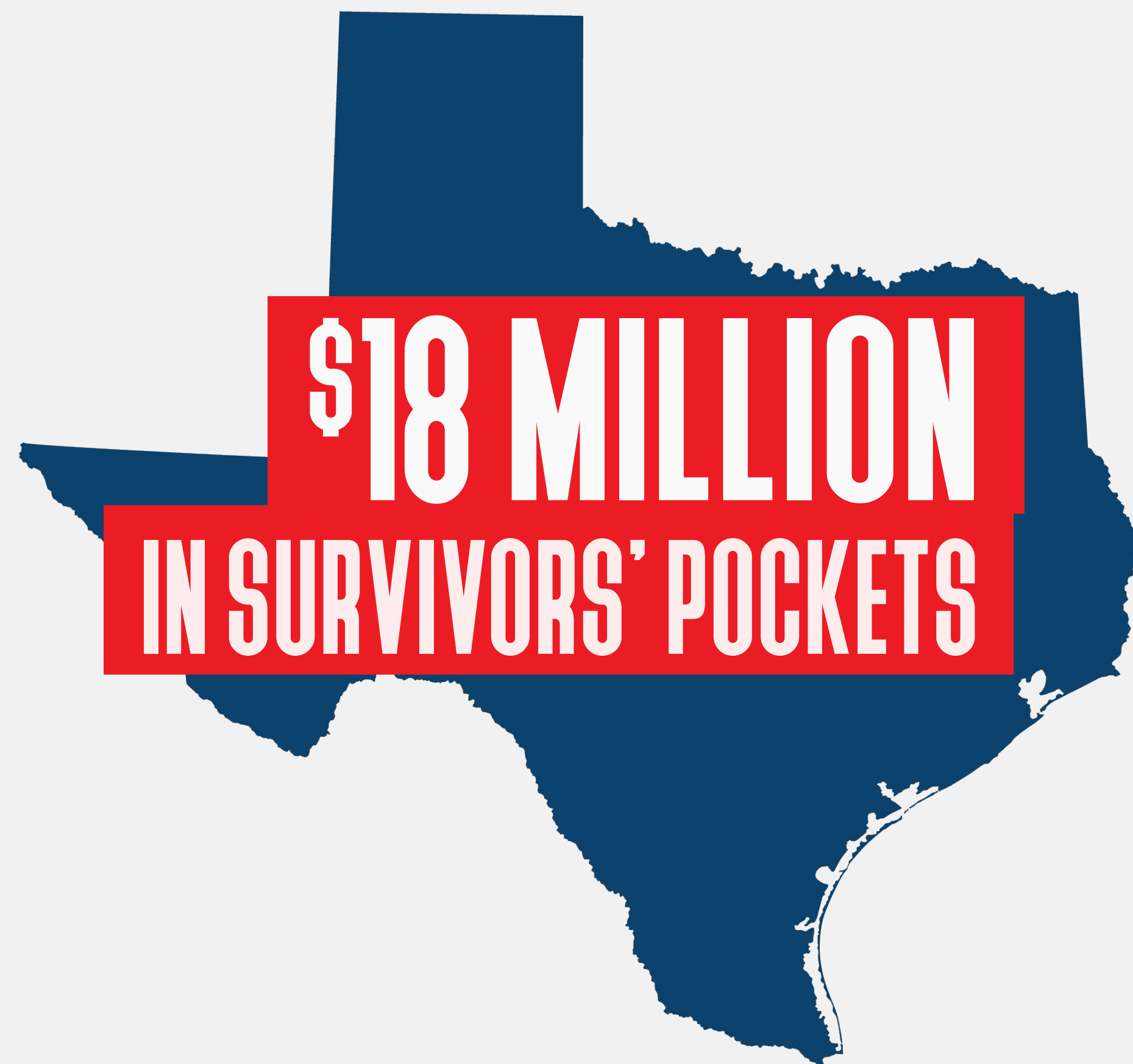
Matagorda County Recovery

Hurricane Harvey: County Updates



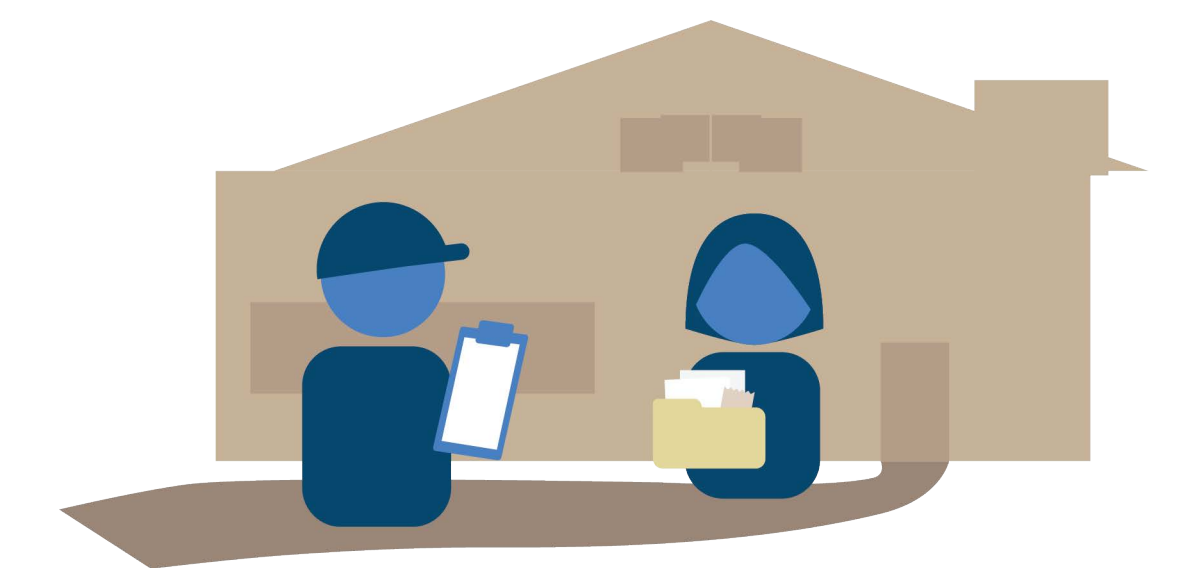
FEMA

all totals as of Feb 23, 2018



4,836 
APPROVED
REGISTRATIONS
FOR INDIVIDUAL ASSISTANCE

99.9% HOME
INSPECTIONS
COMPLETED



**NATIONAL
FLOOD
INSURANCE
PROGRAM
(NFIP)**

Claims **294**

Paid
\$5.1 MILLION

**PUBLIC
ASSISTANCE**

Provides grants to Government organizations
and certain private nonprofits.



0 PROJECTS
OBLIGATED



\$0
FEDERALLY FUNDED

Housing and
other disaster
related expenses: **\$5.5 MIL**

additionally

Direct **1** **9** total
Housing **HOUSED** **11%** complete

Small Business Administration (SBA)

Loans
Approved: **130** for **\$7.3 MIL**

25 **HOUSEHOLDS**
IN FEMA
FUNDED HOTELS 

Montgomery County Recovery

Hurricane Harvey: County Updates



FEMA

all totals as of Feb 23, 2018



7,667 
APPROVED
REGISTRATIONS
FOR INDIVIDUAL ASSISTANCE

99.8% HOME
INSPECTIONS
COMPLETED



**NATIONAL
FLOOD
INSURANCE
PROGRAM
(NFIP)**

Claims **2,320**

Paid
\$146.3 MILLION

**PUBLIC
ASSISTANCE**

Provides grants to Government organizations
and certain private nonprofits.



3 **PROJECTS**
OBLIGATED



\$1.7 MILLION
FEDERALLY FUNDED

Housing and
other disaster
related expenses: **\$36.8 MIL**
additionally

Direct **19** **341** total
Housing **HOUSED** **5%** complete

Small Business Administration (SBA)

Loans
Approved: **826** for **\$66.8 MIL**

217 **HOUSEHOLDS**
IN FEMA
FUNDED HOTELS



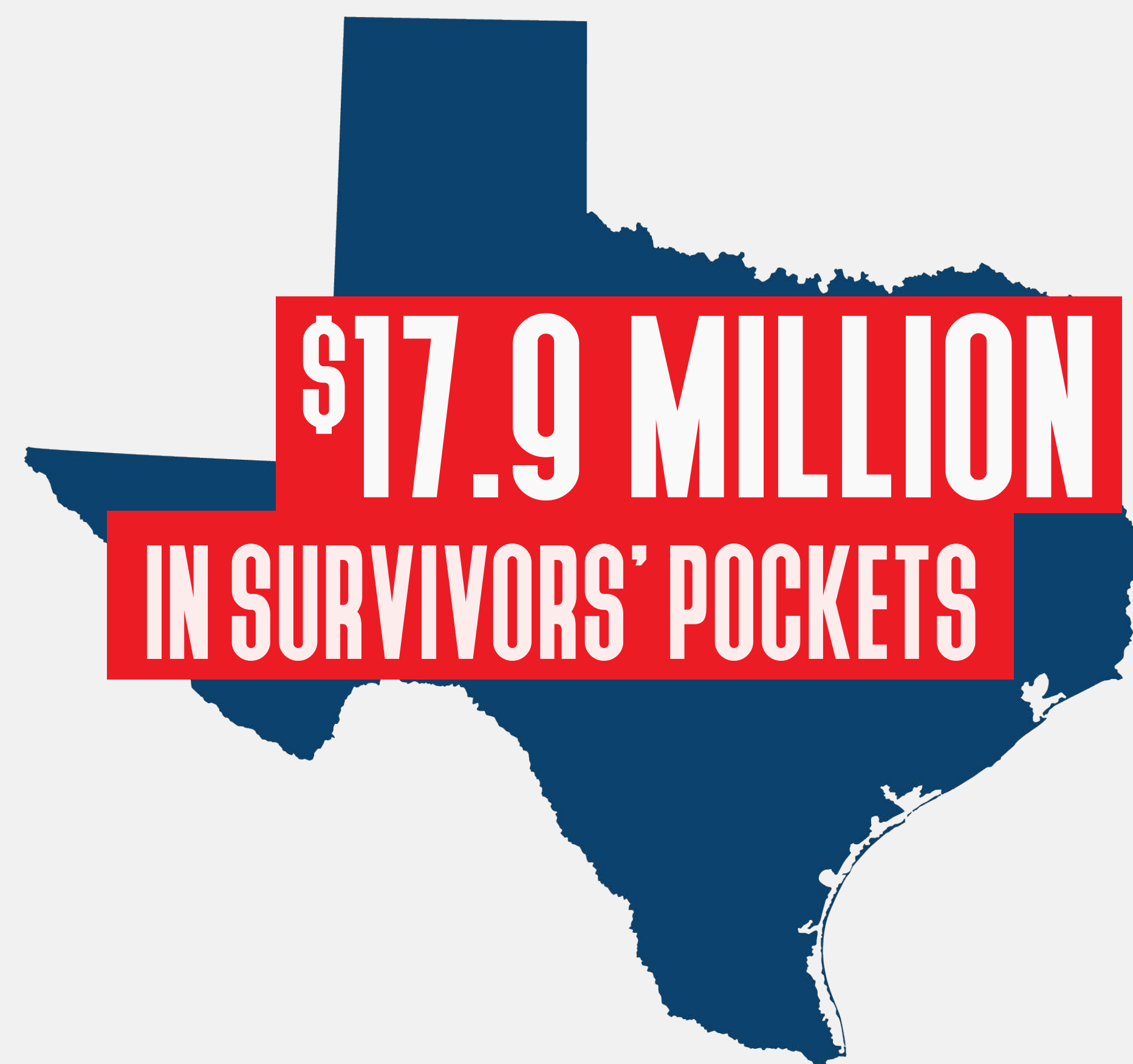
Newton County Recovery

Hurricane Harvey: County Updates



FEMA

all totals as of Feb 23, 2018



970 
APPROVED
REGISTRATIONS
FOR INDIVIDUAL ASSISTANCE

99.8% HOME
INSPECTIONS
COMPLETED



**NATIONAL
FLOOD
INSURANCE
PROGRAM
(NFIP)**

Claims **199**

Paid
\$7.2 MILLION

**PUBLIC
ASSISTANCE**

Provides grants to Government organizations
and certain private nonprofits.



0 PROJECTS
OBLIGATED



\$0
FEDERALLY FUNDED

Housing and
other disaster
related expenses: **\$3.7 MIL**

additionally

Direct **18** **30** total
Housing **HOUSED** **60%** complete

Small Business Administration (SBA)

Loans
Approved: **90** for **\$6.9 MIL**

10 HOUSEHOLDS
IN FEMA
FUNDED HOTELS 

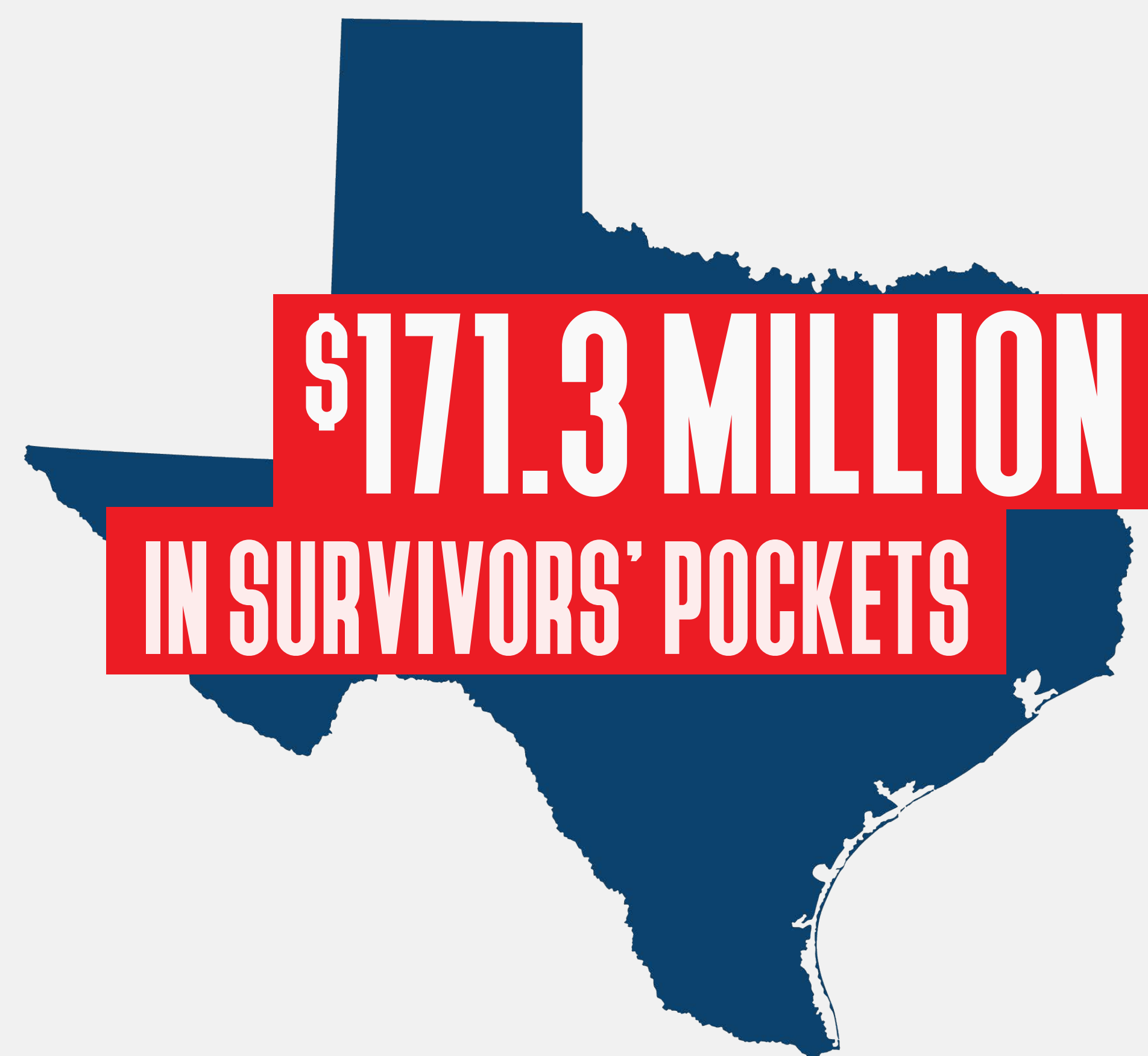
Nueces County Recovery

Hurricane Harvey: County Updates




FEMA

all totals as of Feb 23, 2018



14,007



APPROVED
REGISTRATIONS
FOR INDIVIDUAL ASSISTANCE

99.7% HOME
INSPECTIONS
COMPLETED



**NATIONAL
FLOOD
INSURANCE
PROGRAM
(NFIP)**

Claims **3,586**

Paid
\$66.1 MILLION

**PUBLIC
ASSISTANCE**

Provides grants to Government organizations
and certain private nonprofits.



5 PROJECTS
OBLIGATED



\$8.5 MILLION
FEDERALLY FUNDED

Housing and
other disaster
related expenses:
additionally

\$17.5 MIL

Direct
Housing

8

HOUSED

27 total

29% complete

Small Business Administration (SBA)

Loans
Approved: **2,147** for **\$87.7 MIL**

98

HOUSEHOLDS
IN FEMA
FUNDED HOTELS



Orange County Recovery

Hurricane Harvey: County Updates



FEMA

all totals as of Feb 23, 2018



17,540 
APPROVED
REGISTRATIONS
FOR INDIVIDUAL ASSISTANCE

99.9% HOME
INSPECTIONS
COMPLETED



NATIONAL FLOOD INSURANCE PROGRAM (NFIP)

Claims **4,229**

Paid
\$270.2 MILLION

PUBLIC ASSISTANCE

Provides grants to Government organizations
and certain private nonprofits.



2 PROJECTS
OBLIGATED



\$6.6 MILLION
FEDERALLY FUNDED

Housing and
other disaster
related expenses: **\$120 MIL**
additionally

Direct **409** **613** total
Housing **HOUSED** **66%** complete

Small Business Administration (SBA)

Loans
Approved: **2,971** for **\$270.9 MIL**

362 HOUSEHOLDS
IN FEMA
FUNDED HOTELS



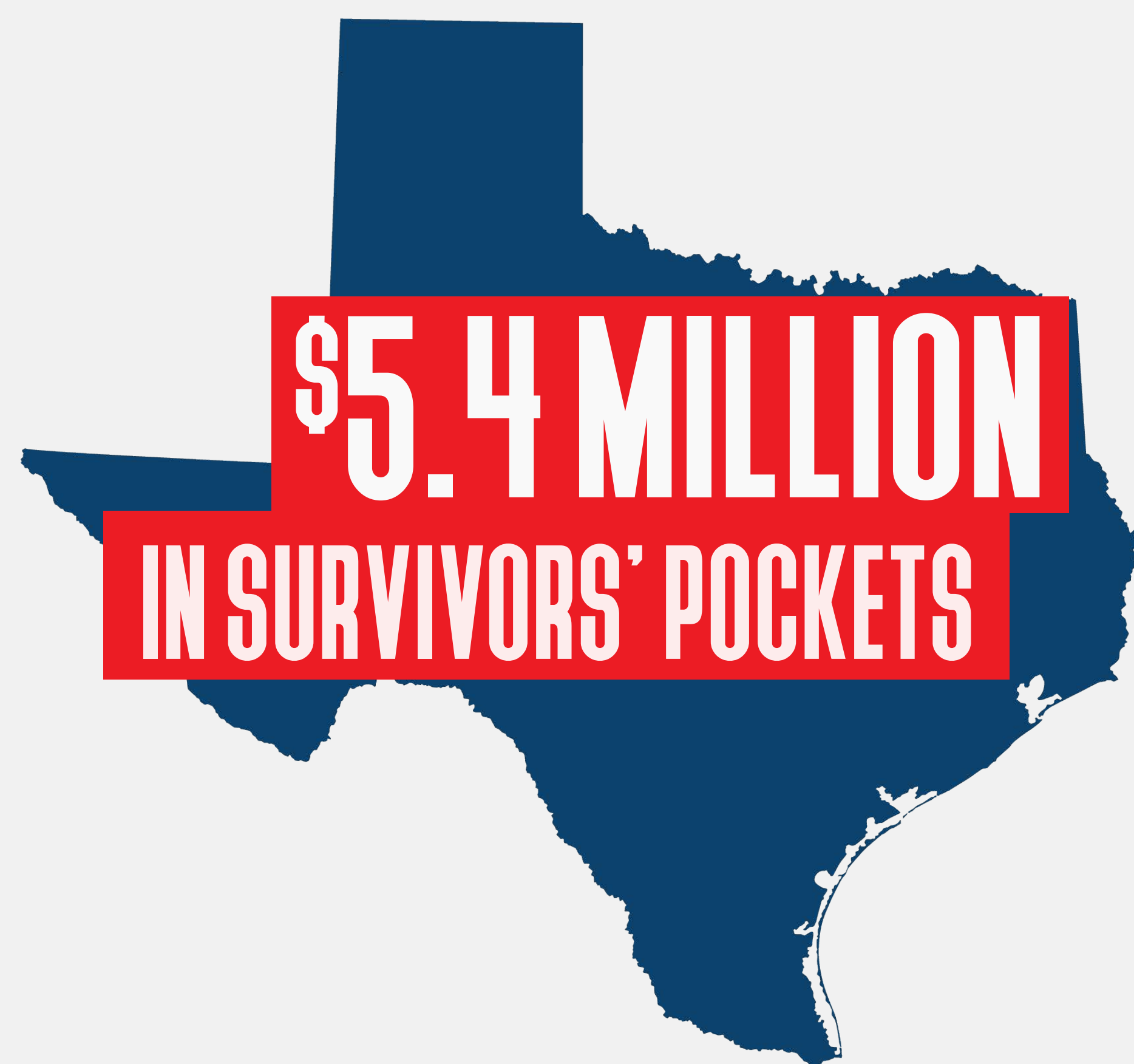
Polk County Recovery

Hurricane Harvey: County Updates




FEMA

all totals as of Feb 23, 2018



687
APPROVED
REGISTRATIONS
FOR INDIVIDUAL ASSISTANCE



99.9% HOME
INSPECTIONS
COMPLETED



**NATIONAL
FLOOD
INSURANCE
PROGRAM
(NFIP)**

Claims **32**

Paid
\$499 THOUSAND

**PUBLIC
ASSISTANCE**

Provides grants to Government organizations
and certain private nonprofits.



0 PROJECTS
OBLIGATED



\$0
FEDERALLY FUNDED

Housing and
other disaster
related expenses: **\$2.9 MIL**
additionally

Direct **5** **13** total
Housing **HOUSED** **38%** complete

Small Business Administration (SBA)

Loans
Approved: **50** for **\$2 MIL**

11 HOUSEHOLDS
IN FEMA
FUNDED HOTELS

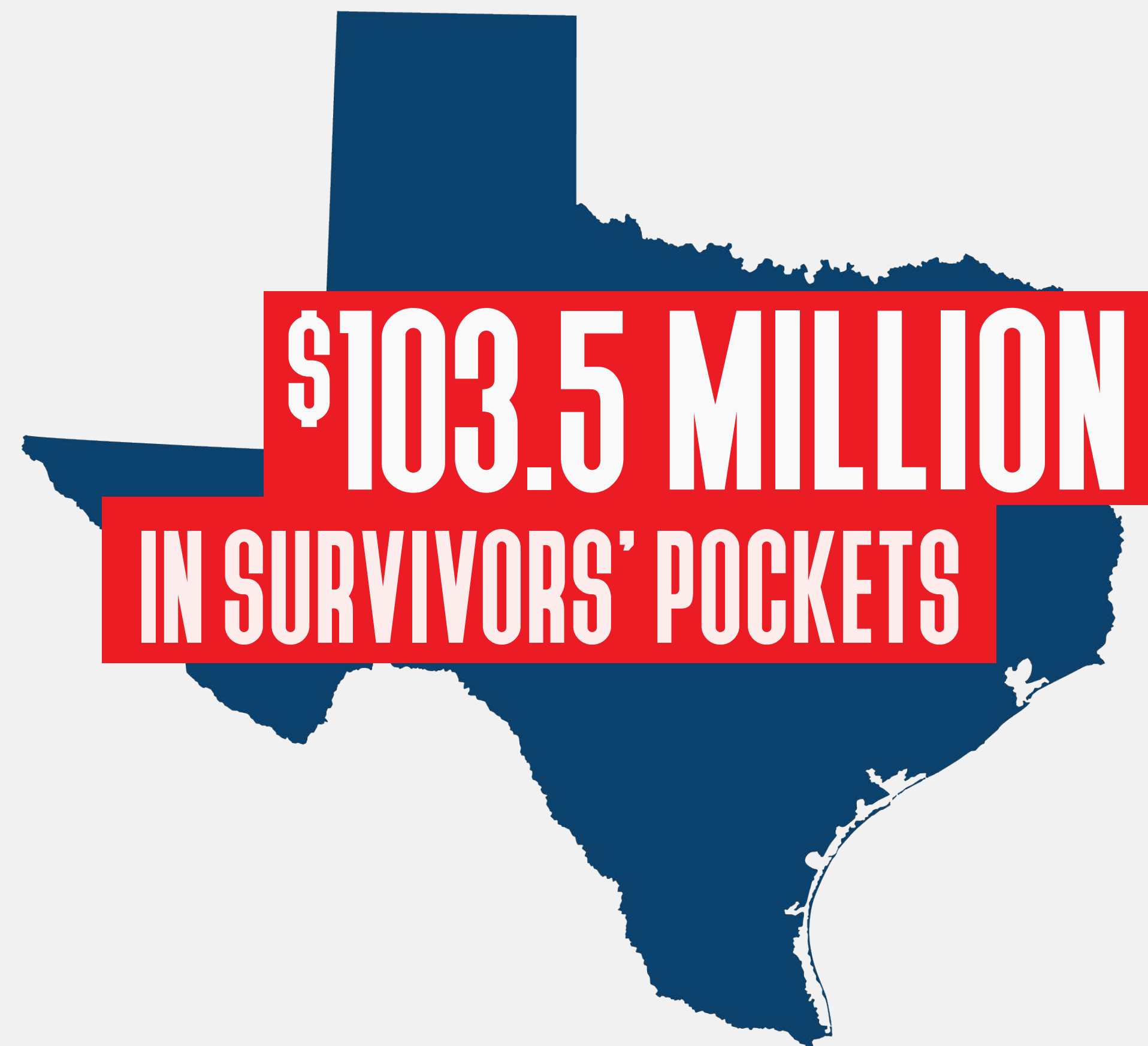


Port Aransas Recovery

Hurricane Harvey: City Updates



all totals as of Feb 23, 2018



1,386 
APPROVED
REGISTRATIONS
FOR INDIVIDUAL ASSISTANCE

99.9% HOME
INSPECTIONS
COMPLETED



NATIONAL FLOOD INSURANCE PROGRAM (NFIP)

Claims **2,707**

Paid
\$65.3 MILLION

PUBLIC ASSISTANCE

Provides grants to Government organizations
and certain private nonprofits.



2 PROJECTS
OBLIGATED



\$3.2 MILLION
FEDERALLY FUNDED

Housing and
other disaster
related expenses: **\$6.2 MIL**
additionally

Direct **8** **25** total
Housing **HOUSED** **32%** complete

Small Business Administration (SBA)

Loans
Approved: **371** for **\$32 MIL**

76 HOUSEHOLDS
IN FEMA
FUNDED HOTELS 

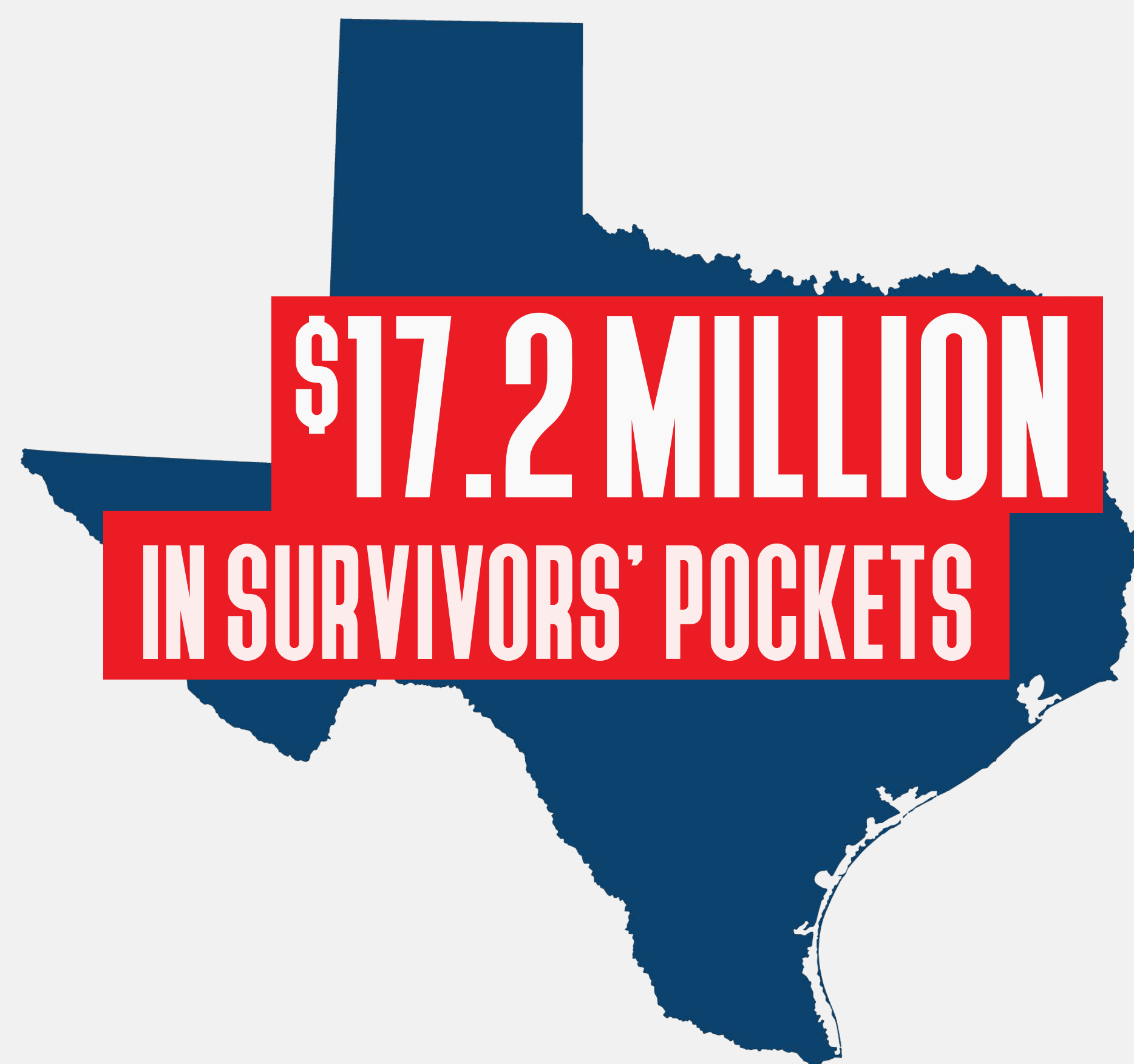
Refugio County Recovery

Hurricane Harvey: County Updates



FEMA

all totals as of Feb 23, 2018



1,547 
APPROVED
REGISTRATIONS
FOR INDIVIDUAL ASSISTANCE

99.9% HOME
INSPECTIONS
COMPLETED



NATIONAL FLOOD INSURANCE PROGRAM (NFIP)

Claims **37**

Paid
\$857 THOUSAND

PUBLIC ASSISTANCE

Provides grants to Government organizations
and certain private nonprofits.



3 PROJECTS
OBLIGATED



\$4.8 MILLION
FEDERALLY FUNDED

Housing and
other disaster
related expenses: **\$5.1 MIL**

additionally

Direct **7** **21** total
Housing HOUSED **33%** complete

Small Business Administration (SBA)

Loans
Approved: **191** for **\$11.2 MIL**

38 HOUSEHOLDS
IN FEMA
FUNDED HOTELS 

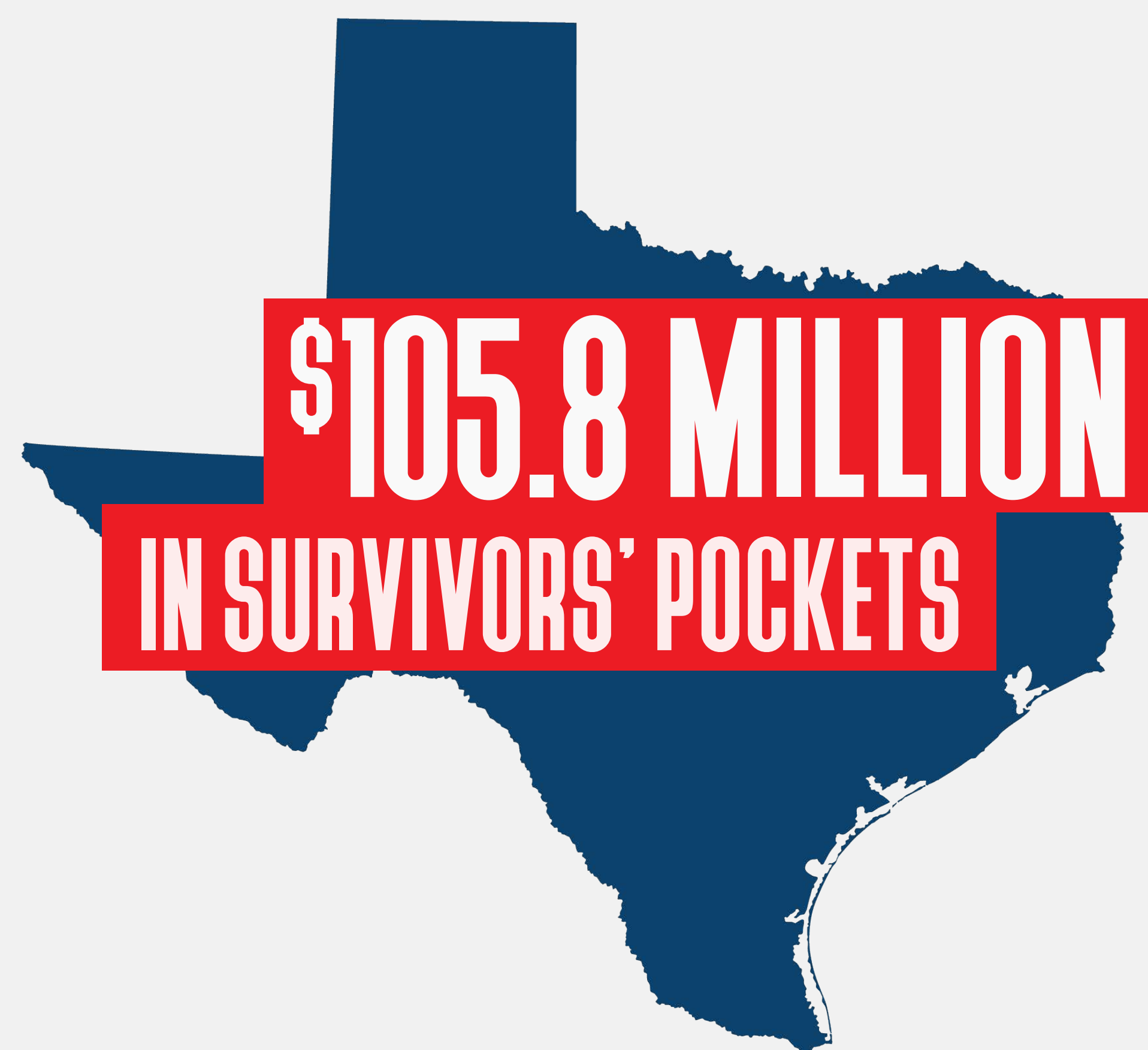
Rockport Recovery

Hurricane Harvey: City Updates



FEMA

all totals as of Feb 23, 2018



6,081 
APPROVED
REGISTRATIONS
FOR INDIVIDUAL ASSISTANCE

99.9% HOME
INSPECTIONS
COMPLETED



NATIONAL FLOOD INSURANCE PROGRAM (NFIP)

Claims **735**

Paid
\$3.5 MILLION

PUBLIC ASSISTANCE

Provides grants to Government organizations
and certain private nonprofits.



1

PROJECTS
OBLIGATED



\$925 THOUSAND
FEDERALLY FUNDED

Housing and
other disaster
related expenses: **\$22.8 MIL**
additionally

Direct **154** **194** total
Housing **HOUSED** **79%** complete

Small Business Administration (SBA)

Loans
Approved: **1,021** for **\$79.5 MIL**

130 HOUSEHOLDS
IN FEMA
FUNDED HOTELS 

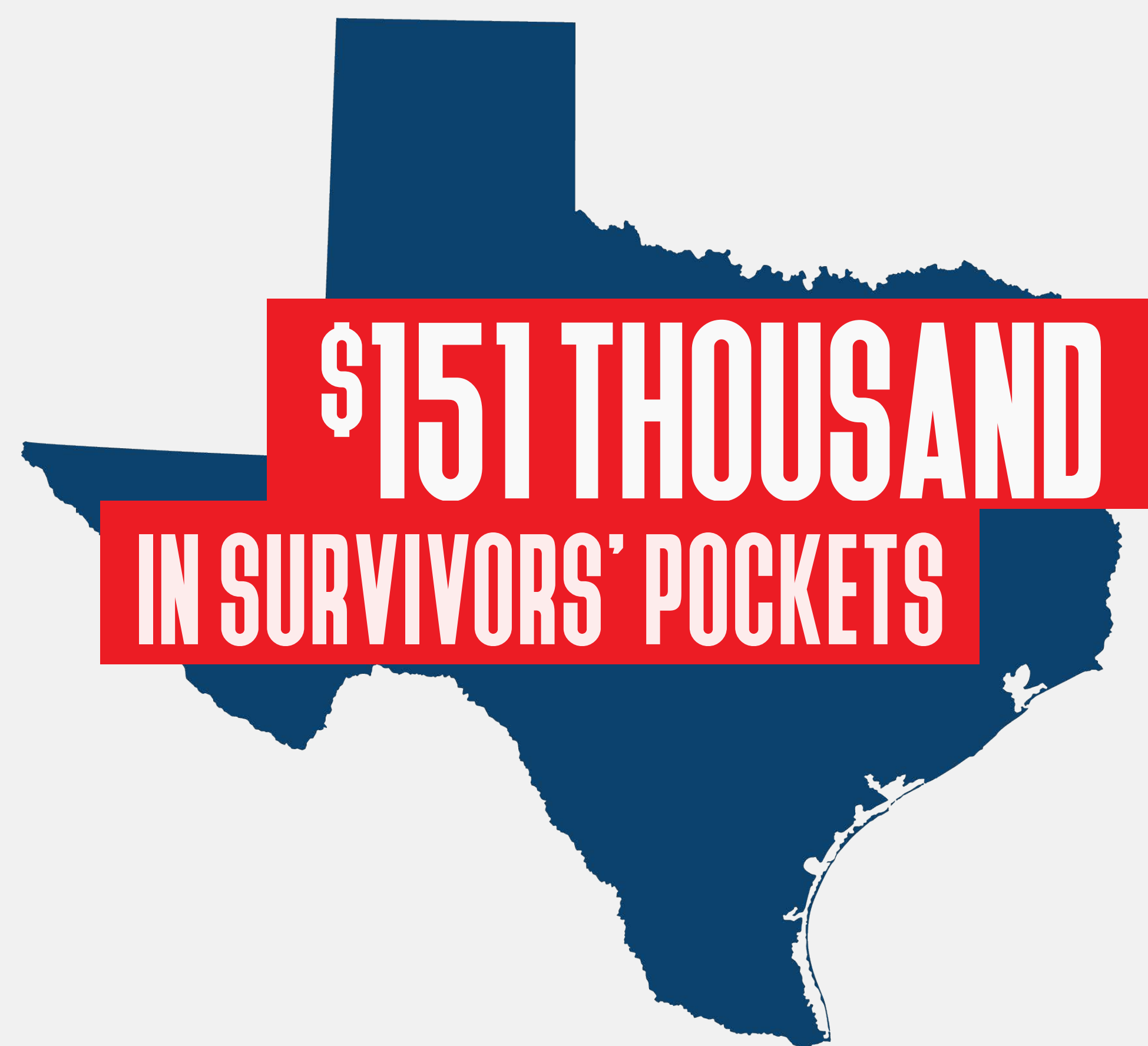
Sabine County Recovery

Hurricane Harvey: County Updates



FEMA

all totals as of Feb 23, 2018



76 
APPROVED
REGISTRATIONS
FOR INDIVIDUAL ASSISTANCE

100% HOME
INSPECTIONS
COMPLETED



**NATIONAL
FLOOD
INSURANCE
PROGRAM
(NFIP)**

Claims **0**

Paid
\$0




**PUBLIC
ASSISTANCE**

Provides grants to Government organizations
and certain private nonprofits.



1

PROJECTS
OBLIGATED



\$4.3 THOUSAND
FEDERALLY FUNDED

Housing and
other disaster
related expenses:
additionally

\$115 THOUSAND

**Direct
Housing**

N/A

Small Business Administration (SBA)

Loans
Approved: **3** for **\$36 THOUSAND**

1

HOUSEHOLDS
IN FEMA
FUNDED HOTELS



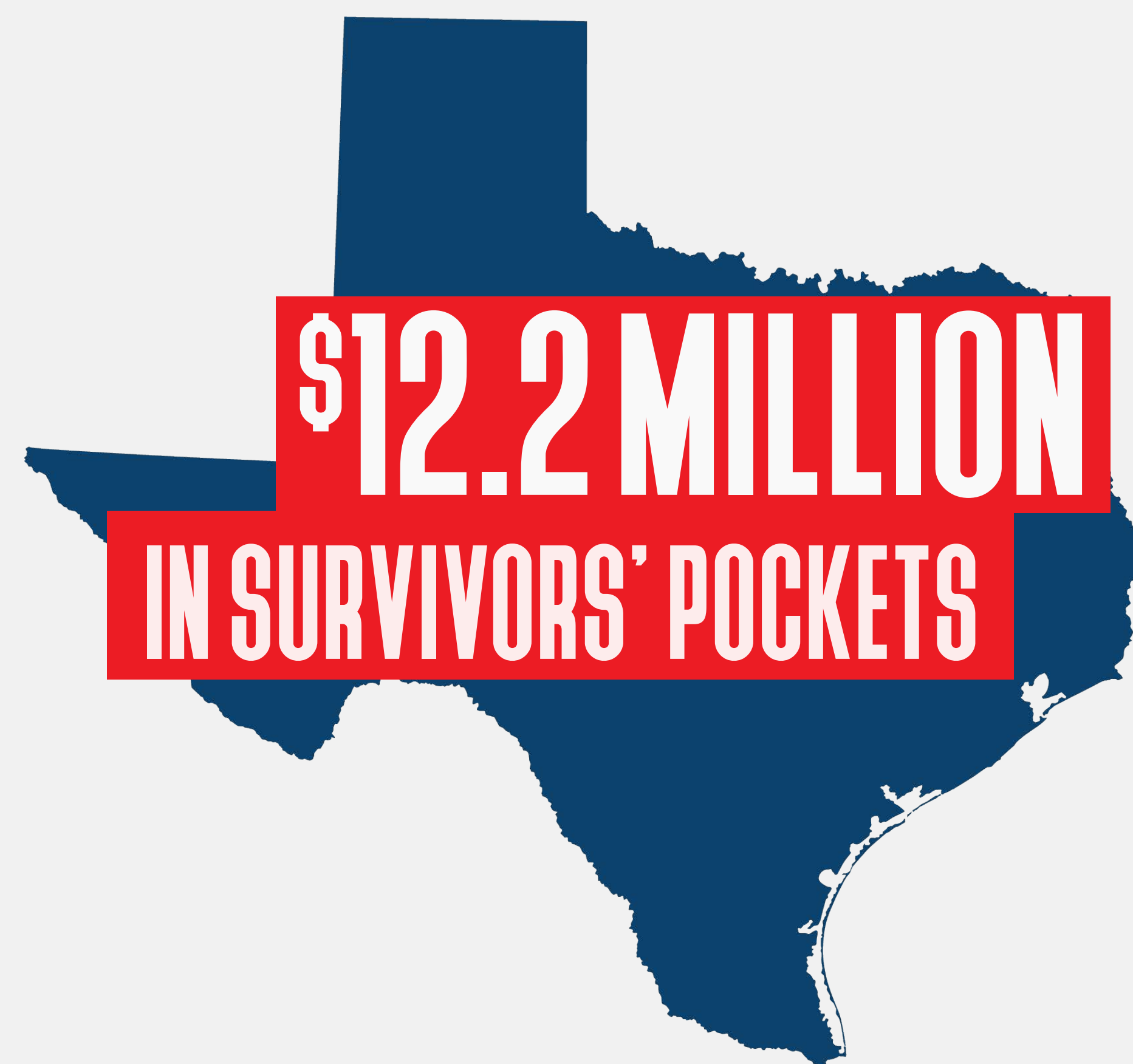
San Jacinto County Recovery

Hurricane Harvey: County Updates



FEMA

all totals as of Feb 23, 2018



1,105 
APPROVED
REGISTRATIONS
FOR INDIVIDUAL ASSISTANCE

99.7% HOME
INSPECTIONS
COMPLETED



**NATIONAL
FLOOD
INSURANCE
PROGRAM
(NFIP)**

Claims **71**

Paid
\$1.7 MILLION

**PUBLIC
ASSISTANCE**

Provides grants to Government organizations
and certain private nonprofits.



0 PROJECTS
OBLIGATED



\$0
FEDERALLY FUNDED

Housing and
other disaster
related expenses: **\$7.5 MIL**
additionally

Direct **16** **40** total
Housing **HOUSED** **40%** complete

Small Business Administration (SBA)

Loans
Approved: **55** for **\$2.9 MIL**

41 HOUSEHOLDS
IN FEMA
FUNDED HOTELS 

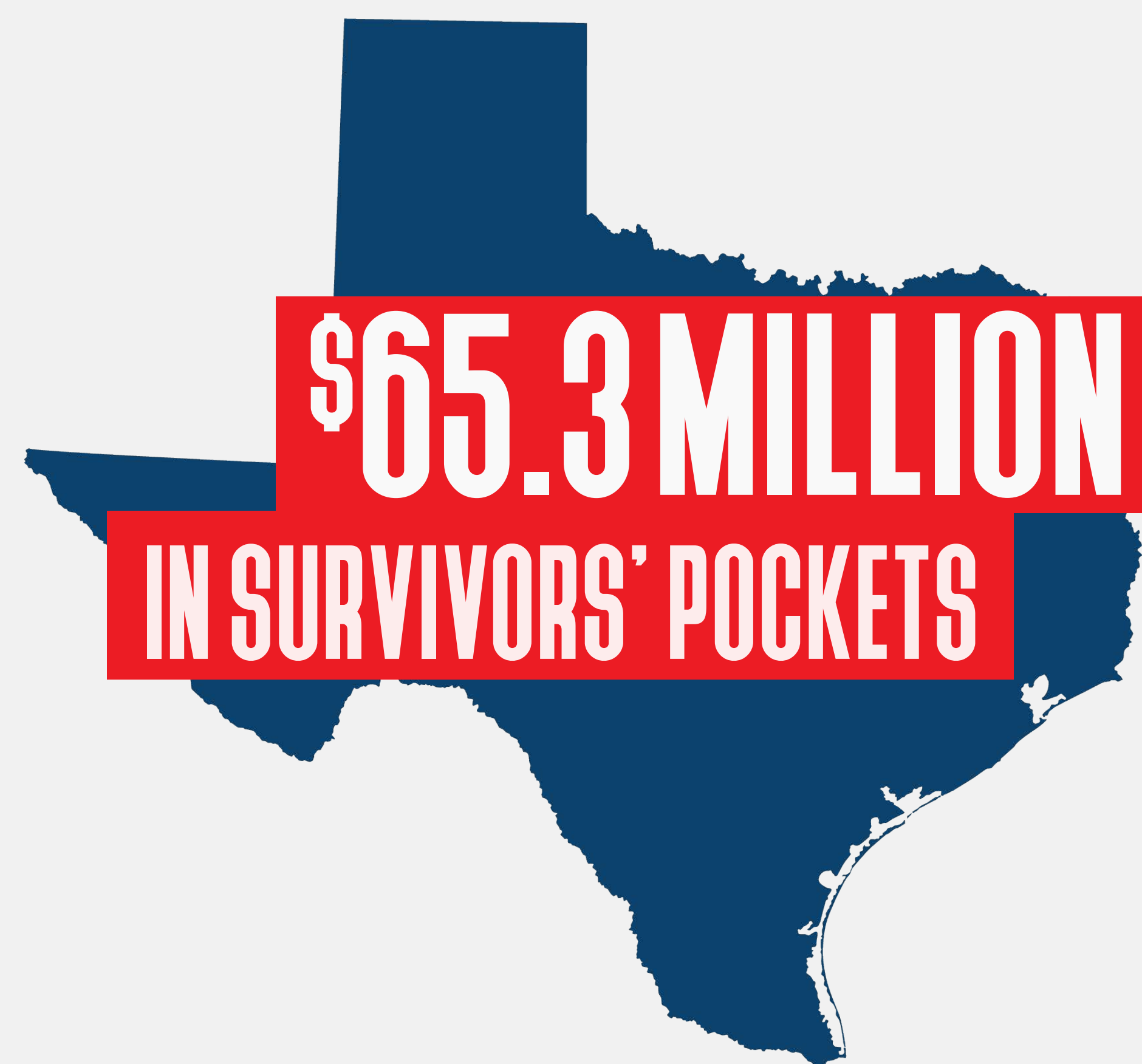
San Patricio County Recovery

Hurricane Harvey: County Updates



FEMA

all totals as of Feb 23, 2018



7,079 
APPROVED
REGISTRATIONS
FOR INDIVIDUAL ASSISTANCE

99.8% HOME
INSPECTIONS
COMPLETED



NATIONAL FLOOD INSURANCE PROGRAM (NFIP)

Claims **309**

Paid
\$2.6 MILLION

PUBLIC ASSISTANCE

Provides grants to Government organizations
and certain private nonprofits.



10 PROJECTS
OBLIGATED



\$4.3 MILLION
FEDERALLY FUNDED

Housing and
other disaster
related expenses: **\$16.3 MIL**
additionally

Direct **13** **30** total
Housing HOUSED 43% complete

Small Business Administration (SBA)

Loans
Approved: **985** for **\$46.3 MIL**

94 HOUSEHOLDS
IN FEMA
FUNDED HOTELS 

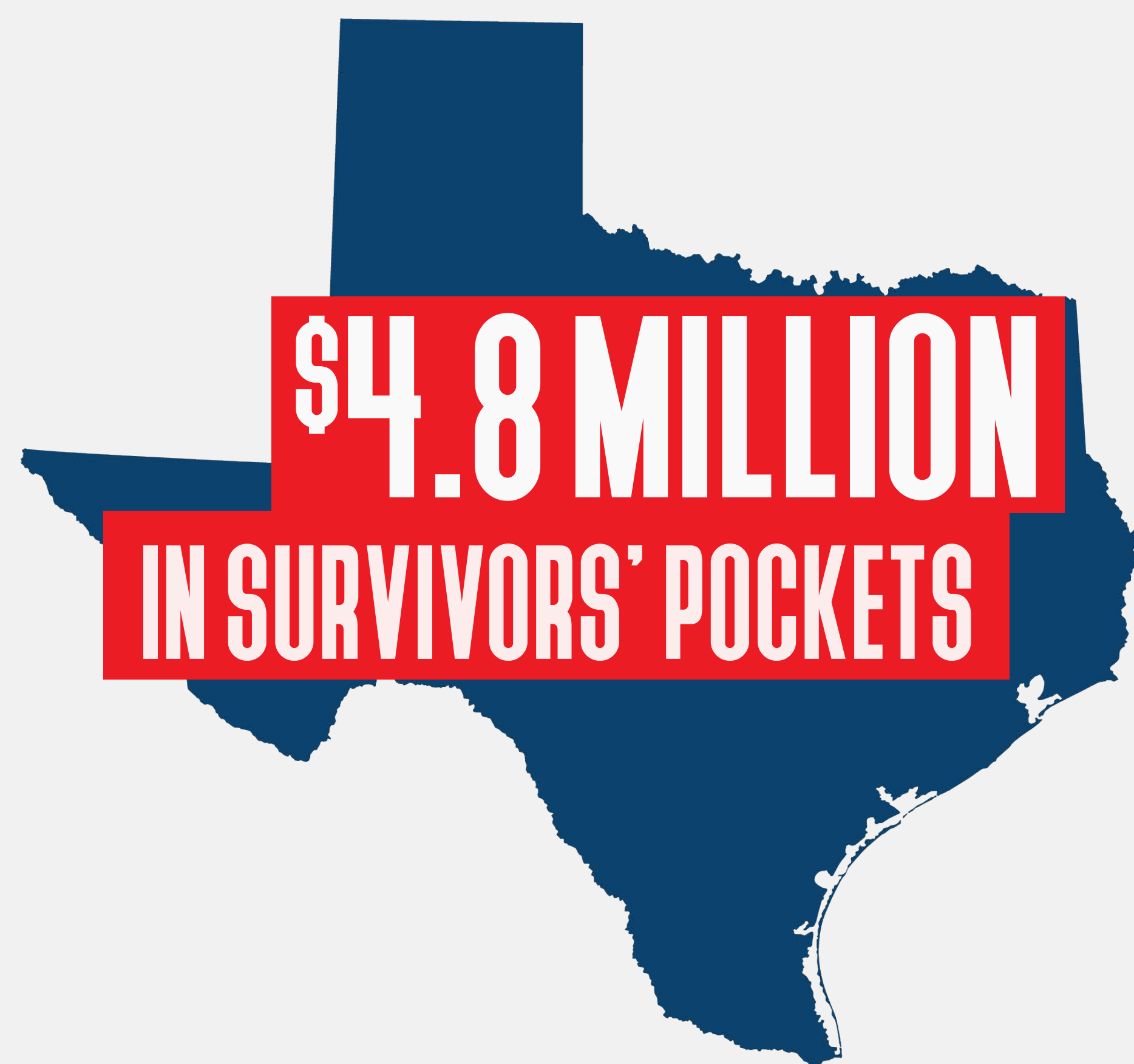
Tyler County Recovery

Hurricane Harvey: County Updates



FEMA

all totals as of Feb 23, 2018



611 
APPROVED
REGISTRATIONS
FOR INDIVIDUAL ASSISTANCE

99.7% HOME
INSPECTIONS
COMPLETED



**NATIONAL
FLOOD
INSURANCE
PROGRAM
(NFIP)**

Claims **26**

Paid
\$740 THOUSAND

**PUBLIC
ASSISTANCE**

Provides grants to Government organizations
and certain private nonprofits.



1 PROJECTS
OBLIGATED



\$8.7 THOUSAND
FEDERALLY FUNDED

Housing and
other disaster
related expenses: **\$2 MIL**
additionally

Direct **3** **10** total
Housing HOUSED 30% complete

Small Business Administration (SBA)

Loans
Approved: **43** for **\$2 MIL**

9

HOUSEHOLDS
IN FEMA
FUNDED HOTELS



Victoria County Recovery

Hurricane Harvey: County Updates



FEMA

all totals as of Feb 23, 2018



7,394 
APPROVED
REGISTRATIONS
FOR INDIVIDUAL ASSISTANCE

99.8% HOME
INSPECTIONS
COMPLETED



NATIONAL FLOOD INSURANCE PROGRAM (NFIP)

Claims **104**



Paid
\$1.2 MILLION


PUBLIC ASSISTANCE

Provides grants to Government organizations
and certain private nonprofits.



1

PROJECTS
OBLIGATED



\$1.3 MILLION
FEDERALLY FUNDED

Housing and
other disaster
related expenses:
additionally

\$12.6 MIL

Direct
Housing

5

HOUSED

19 total

26% complete

Small Business Administration (SBA)

Loans
Approved: **657** for **\$27 MIL**

73

HOUSEHOLDS
IN FEMA
FUNDED HOTELS



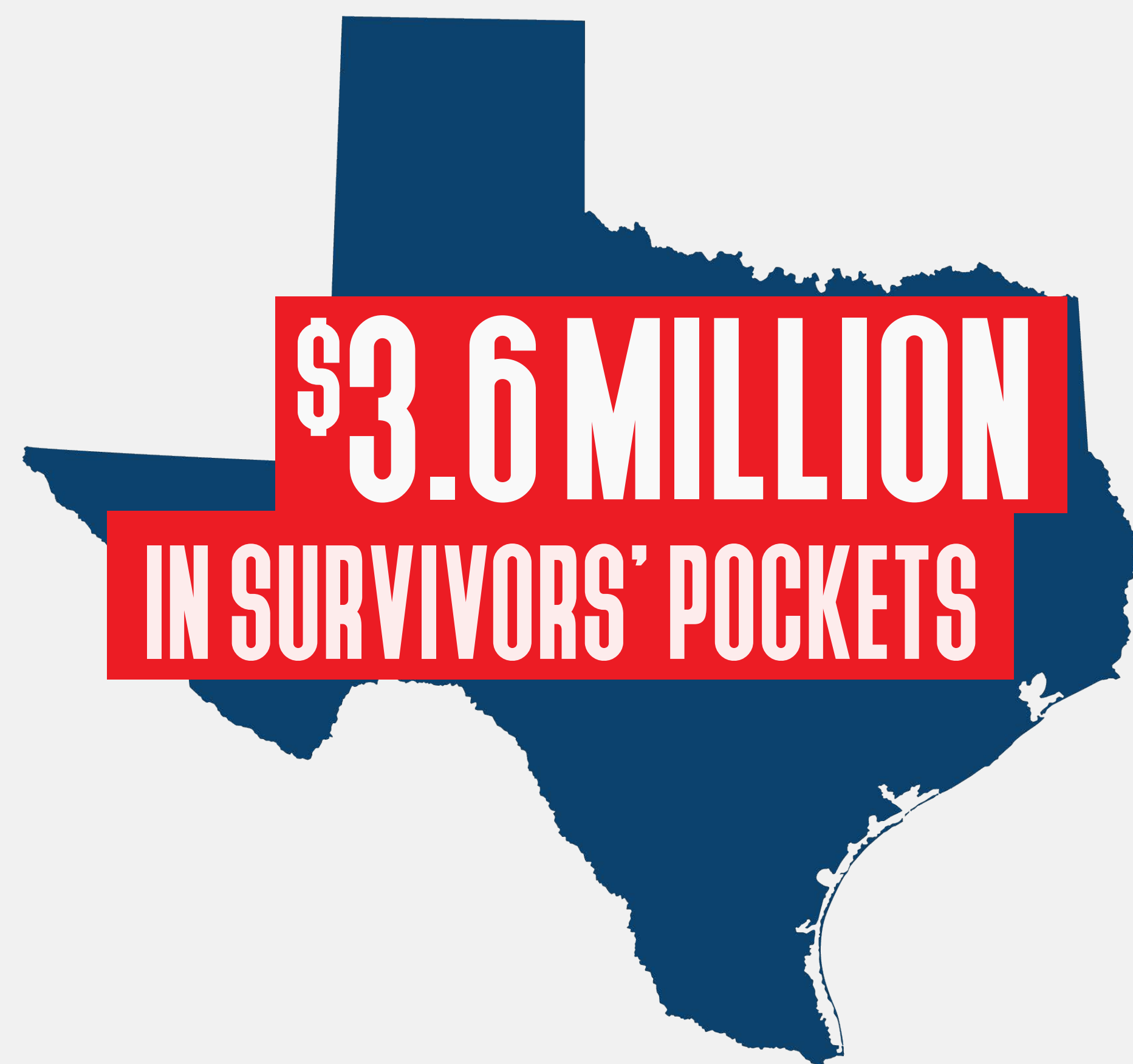
Walker County Recovery

Hurricane Harvey: County Updates



FEMA

all totals as of Feb 16, 2018



613 
APPROVED
REGISTRATIONS
FOR INDIVIDUAL ASSISTANCE

99.9% HOME
INSPECTIONS
COMPLETED



**NATIONAL
FLOOD
INSURANCE
PROGRAM
(NFIP)**

Claims **33**

Paid
\$1 MILLION

**PUBLIC
ASSISTANCE**

Provides grants to Government organizations and certain private nonprofits.



0 PROJECTS
OBLIGATED



\$0
FEDERALLY FUNDED

Housing and
other disaster
related expenses: **\$1.5 MIL**
additionally

Direct **0** **3** total
Housing HOUSED **0%** complete

Small Business Administration (SBA)

Loans
Approved: **24** for **\$1 MIL**

14 HOUSEHOLDS
IN FEMA
FUNDED HOTELS 

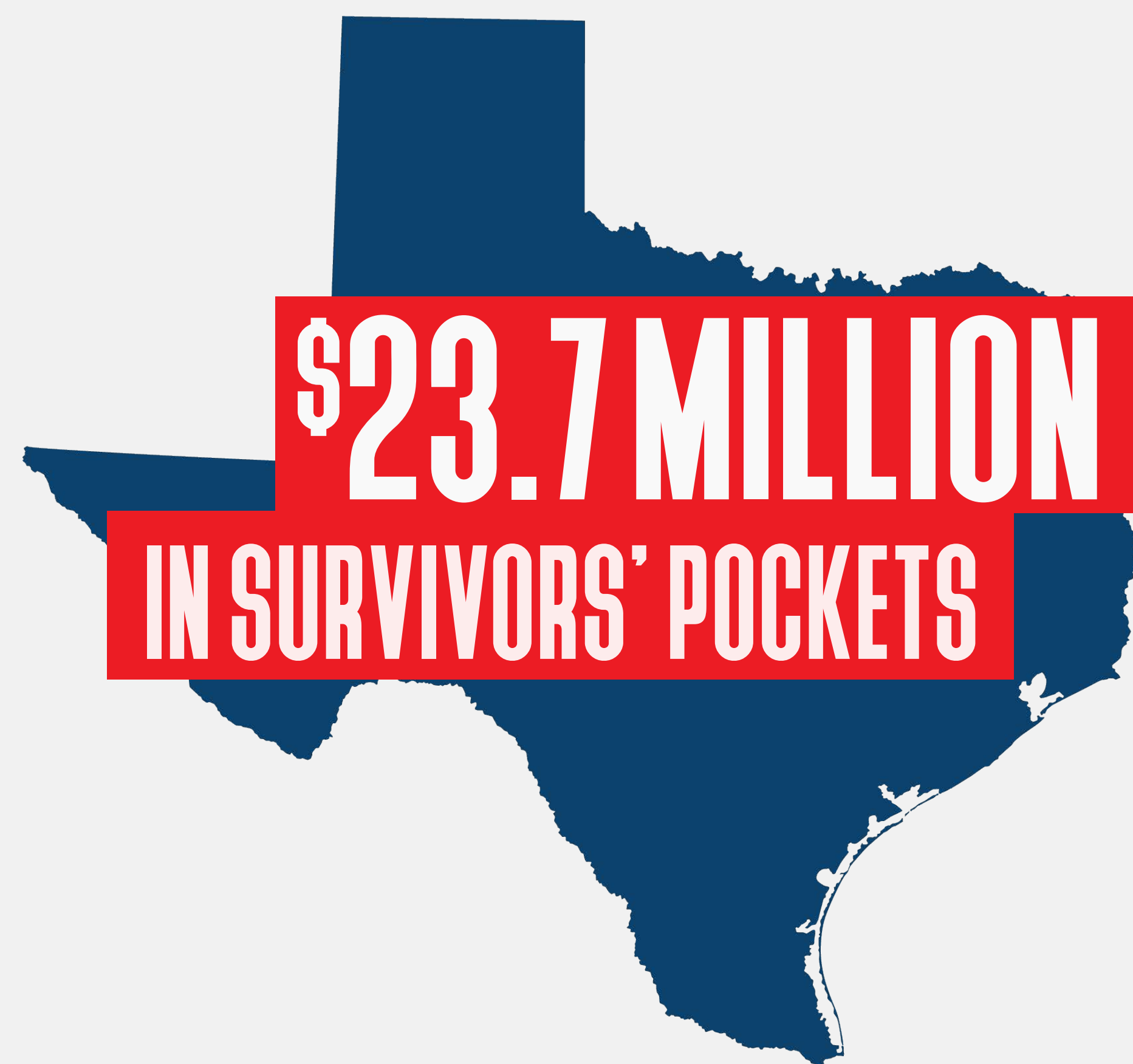
Waller County Recovery

Hurricane Harvey: County Updates



FEMA

all totals as of Feb 23, 2018



890 
APPROVED
REGISTRATIONS
FOR INDIVIDUAL ASSISTANCE

99.8% HOME
INSPECTIONS
COMPLETED



**NATIONAL
FLOOD
INSURANCE
PROGRAM
(NFIP)**

Claims **311**

Paid
\$14 MILLION

**PUBLIC
ASSISTANCE**

Provides grants to Government organizations
and certain private nonprofits.



2 PROJECTS
OBLIGATED



\$343 THOUSAND
FEDERALLY FUNDED

Housing and
other disaster
related expenses: **\$3.8 MIL**

additionally

Direct **1** **8** total
Housing **HOUSED** **12%** complete

Small Business Administration (SBA)

Loans
Approved: **81** for **\$5.9 MIL**

24 HOUSEHOLDS
IN FEMA
FUNDED HOTELS 

Wharton County Recovery

Hurricane Harvey: County Updates



FEMA

all totals as of Feb 23, 2018



2,938 
APPROVED
REGISTRATIONS
FOR INDIVIDUAL ASSISTANCE

99.8% HOME
INSPECTIONS
COMPLETED



**NATIONAL
FLOOD
INSURANCE
PROGRAM
(NFIP)**

Claims **457**

Paid
\$18.6 MILLION

**PUBLIC
ASSISTANCE**

Provides grants to Government organizations
and certain private nonprofits.



3 PROJECTS
OBLIGATED



\$107 THOUSAND
FEDERALLY FUNDED

Housing and
other disaster
related expenses: **\$14.4 MIL**
additionally

Direct **37** **86** total
Housing **HOUSED** **43%** complete

Small Business Administration (SBA)

Loans
Approved: **255** for **\$20.4 MIL**

195 HOUSEHOLDS
IN FEMA
FUNDED HOTELS 